



Submit DMP Input Form


For Awarded Projects

2. Write a DMP




Write a Data Management Plan (DMP) if you have data generated from your research project.

4. Submit DMP




Drag and drop the DMP document file to the form then click submit. An email will then be sent to Department Head for approval.

1. Submit Form



Login with your HKU Portal account and select **option A, B, or C** if there is no data generated from your research project.

3. Submit Form



Select **option D** to submit a DMP.

5. Print Form



You may print the approved form with reference number for your record.

What are the options?



Free data

A



Licenced data

B



No data

C



Has data

D