

THE EFFECTIVENESS OF E-LEARNING PLATFORM IN TEACHING AND ENGAGING MEDICAL STUDENTS ABOUT ULTRASOUND

Pascale Chung Hang Shen*, Brian Wah Siu*, Kwong Sui Ping Teresa, Elaine Yuen Phin Lee
* Co-first authorship

BACKGROUND:

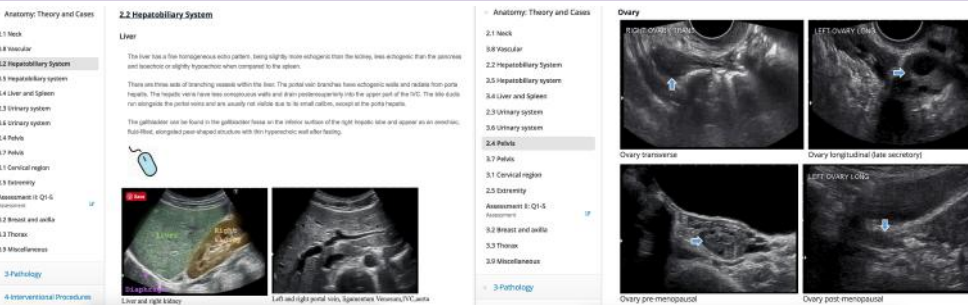
Ultrasound is becoming an increasingly important bedside tool, and the need for doctors who are ultrasound-proficient is on the rise. Ultrasound facilitates clinical examination beyond physical examination and improves clinical care – allows more in-depth bedside assessment and physician-led interventional procedures.

At the University of Hong Kong:

- Didactic lectures
- Small-group hands-on workshops
- Interactive learning via e-learning platform with multimedia resources focusing on ultrasound physics, knobology, basic image interpretation, normal anatomy.

OBJECTIVES:

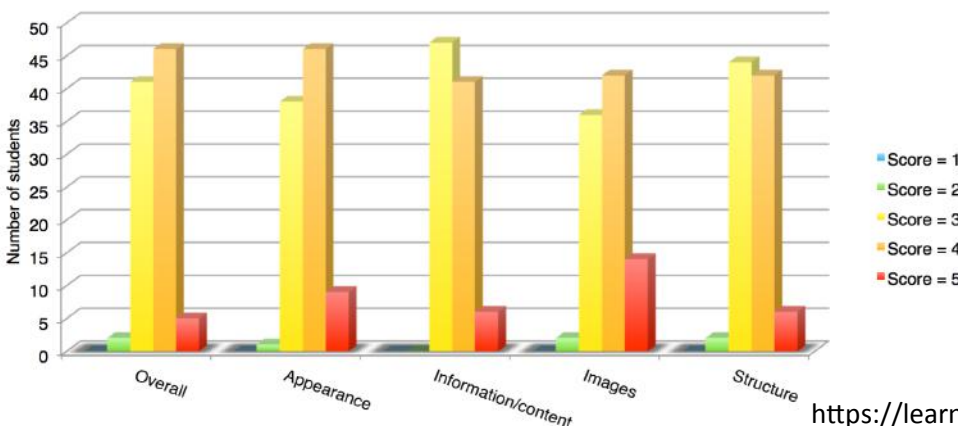
- Assess the effectiveness of the e-learning platform in familiarizing the students with ultrasound and supplementing their hands-on ultrasound workshops.
- Assess the presentation and utility of the e-learning platform as perceived by the students
- Gauge the students' confidence in their understanding and ability in using the ultrasound machine
- Collect ideas on improvement and further development of the e-learning platform



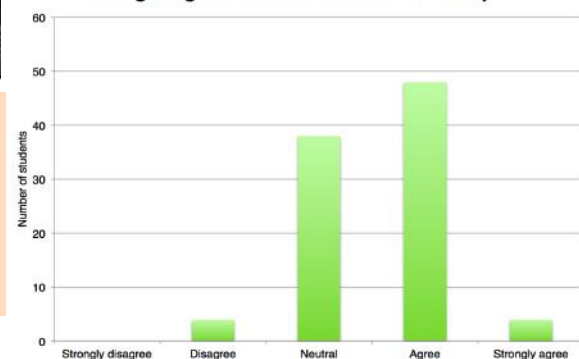
METHOD:

6 months after being introduced to the e-learning platform, 210 third-year students were asked to complete a questionnaire. Students rated the effectiveness of the platform as a study resource. 94 questionnaires were returned

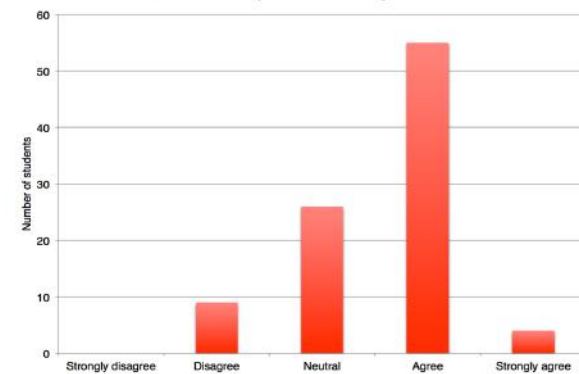
Student Ratings of the Ultrasound E-Learning Platform
(Scores out of 5; 5 being the highest)



"The platform helped me understand what was being taught in the ultrasound workshop"



"I found the platform easy to use"



<https://learning.hku.hk/catalog/course/ultrasound-e-learning/>

CONCLUSIONS:

After using the e-learning platform, students:

- Felt more confident in the use of ultrasound machines and image interpretation
- Students had a better understanding of the content from hands-on workshops

Given the positive and encouraging feedback, we aim to expand the platform to provide better coverage of pathology and clinical conditions.