



US 20130291224A1

(19) **United States**

(12) **Patent Application Publication**
Lim

(10) **Pub. No.: US 2013/0291224 A1**

(43) **Pub. Date: Oct. 31, 2013**

(54) **METHOD FOR SPEEDING UP PLANT GROWTH AND IMPROVING YIELD BY INTRODUCING PHOSPHATASES IN TRANSGENIC PLANT**

Publication Classification

(51) **Int. Cl.**
C12N 15/82 (2006.01)

(52) **U.S. Cl.**
CPC *C12N 15/8261* (2013.01); *C12N 15/8245* (2013.01)

(71) Applicant: **Versitech Limited**, Hong Kong (HK)

(72) Inventor: **Boon Leong Lim**, Hong Kong (HK)

USPC **800/284**; 435/320.1; 435/419; 435/469; 800/278; 800/298; 800/306; 800/320; 800/316

(21) Appl. No.: **13/863,049**

(22) Filed: **Apr. 15, 2013**

(57) **ABSTRACT**

Related U.S. Application Data

(62) Division of application No. 12/640,674, filed on Dec. 17, 2009.

(60) Provisional application No. 61/138,918, filed on Dec. 18, 2008.

Transgenic plants having increased growth rate, increased sugar content, and increase yield are disclosed, and methods for making the same. The transgenic plants have a gene coding for a phosphatase having a C-terminal motif under control of a heterologous promoter incorporated into the genomic DNA of the plant.

FIG. 1

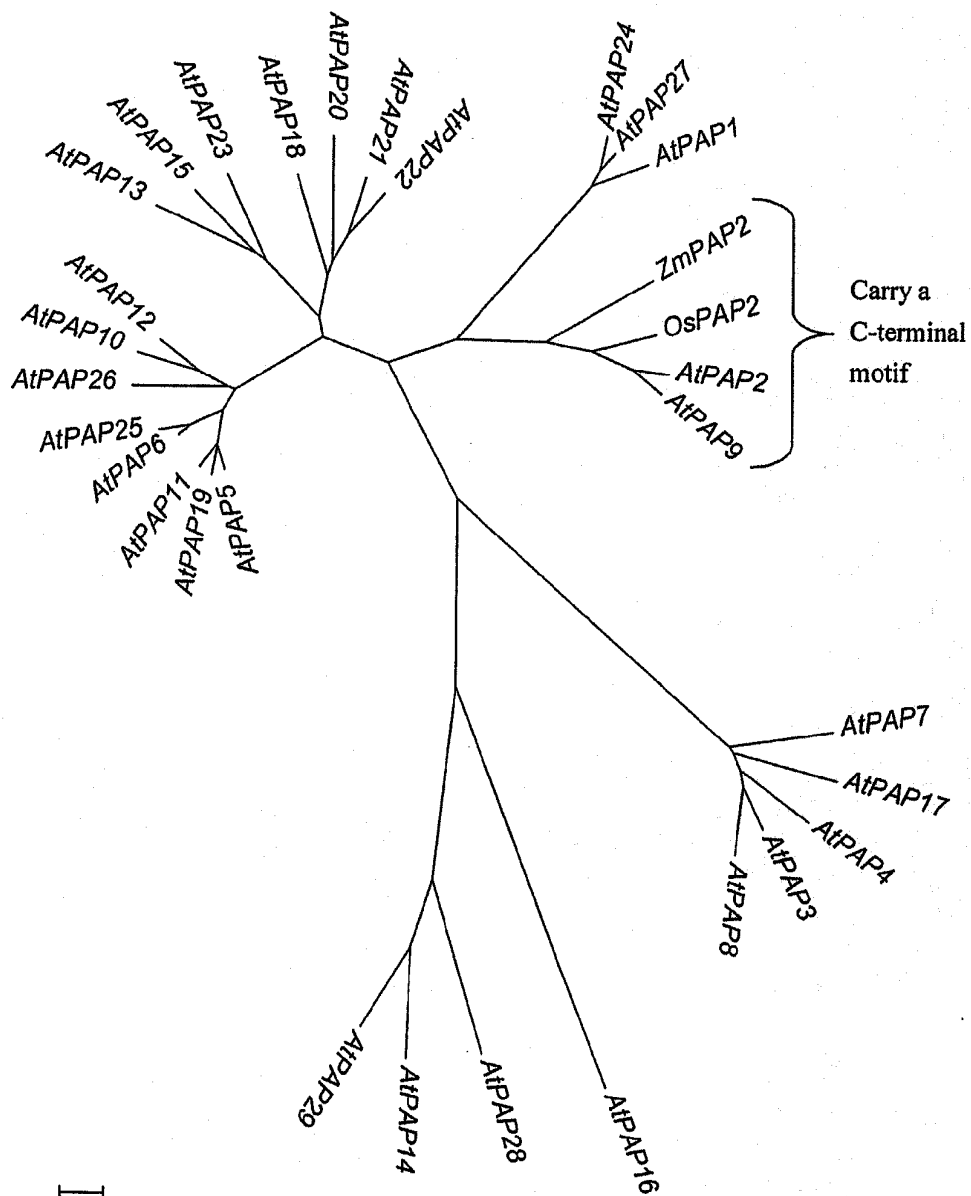


FIG. 2A

Protein Sequences											*												
AtPAP2 gi 15222978 ref NP_172843	I	V	A	A	L	M	V	V	V	L	L	F	I	I	F	F							
AtPAP9 gi 20257481 gb AAM15910	L	V	I	A	V	M	V	V	V	I	F	F	V	F	V	F	L						
Brassica rapa subsp. pekinensis clone...	L	V	V	A	L	L	V	I	V	L	L	F	I	I	F	F							
Hordeum vulgare PUT-161a-Hordeum vulg...	I	M	L	I	V	M	F	A	L	M	L	F	A	L	F	L							
Medicago AC202582 HTG Medicago trunca...	L	V	V	A	V	L	V	L	A	F	M	I	L	F	V								
OsPAP2 NM_001065273	F	L	I	V	V	M	F	A	L	V	L	F	L	F	L								
Poplar trichocarpa ref NC_008476.1	L	V	V	A	V	L	V	L	A	F	V	L	M	A									
Saccharum officinarum 28138 PlantGDB-...	L	V	L	I	V	L	F	A	L	L	L	F	F	F	L								
Solanum tuberosum PUT-157a-Solanum tu...	L	V	V	A	V	L	M	L	A	F	M	I	V	F	L								
Vitis vinifera AM458569 modified	L	V	V	A	I	L	V	L	A	F	M	V	I	F	V								
Zea mays EU975503	L	V	L	I	V	M	F	A	L	L	L	F	F	F	I	L							
Physcomitrella patens subsp. patens g...	V	I	V	A	F	L	F	V	L	A	L	A	A	A	L	F							

Protein Sequences																								
AtPAP2 gi 15222978 ref NP_172843	L	V	A	A	L	M	V	V	V	L	L	F	I	I	F	F								
AtPAP9 gi 20257481 gb AAM15910	M	V	V	V	I	F	F	V	F	L													V	
Brassica rapa subsp. pekinensis clone...	A	L	L	V	I	V	L	L	F	I	I	F	F											
Hordeum vulgare PUT-161a-Hordeum vulg...	I	M	L	I	V	M	F	A	L	M	L	F	A	L	F	L								
Medicago AC202582 HTG Medicago trunca...	L	V	V	A	V	L	V	L	A	F	M	I	L	F										
OsPAP2 NM_001065273	F	L	I	V	V	M	F	A	L	V	L	F	L	F	L	I								
Poplar trichocarpa ref NC_008476.1	V	L	A	F	V	L	M	A																
Saccharum officinarum 28138 PlantGDB-...	L	V	L	I	V	L	F	A	L	L	L	F	F	F	L	I								
Solanum tuberosum PUT-157a-Solanum tu...	V	L	M	L	A	F	M	I	V	F	L	M	A											
Vitis vinifera AM458569 modified	A	I	L	V	L	A	F	M	V	I	F	V	M	A										
Zea mays EU975503	L	V	L	I	V	M	F	A	L	L	L	F	F	F	I	L								
Physcomitrella patens subsp. patens g...	V	I	V	A	F	L	F	V	L	A	L	A	A	A	L	F								

FIG. 2B

AlPAP2	MIWDFE-L-F	LLLWVSVFVS	SANAKATLSEI	XPNALNRSGD	SXVWQWSQVD	SPSDLDWLG	58
BnPAP2	MIWDFE-L-F	LLLWVSVFVS	SANAKATLSEI	XPNTLSRSGD	SXVWQWSQVD	SPSDLDWLG	57
GmPAP2	MIWDFE-L-F	LLLWVSVFVS	SANAKATLSEI	XPNTLSRSGD	SXVWQWSQVD	SPSDLDWLG	59
ZmPAP2	MIWDFE-L-F	LLLWVSVFVS	SANAKATLSEI	XPNTLSRSGD	SXVWQWSQVD	SPSDLDWLG	57
AlPAP15	MIWDFE-L-F	LLLWVSVFVS	SANAKATLSEI	XPNTLSRSGD	SXVWQWSQVD	SPSDLDWLG	19
Consensus	MXXXXX-XF	LLXXXXFX	XAXXAXXX	XPXXXXSGX	XXXXXWSXX	XPXXLDXXX	
AlPAP2	YSPFSPNDH	FIGYKFLNES	BTWQCGCGM	SLPLT-NLRS	NYTFRIFRWS	SEIIPKHKD	117
BnPAP2	YSPFSPNDH	FIGYKFLNES	BTWQCGCGM	SLPLT-NLRS	NYTFRIFRWT	SEIIPKHKD	116
GmPAP2	YSPFSPNDH	FIGYKFLNES	BTWQCGCGM	SLPLT-NLRS	NYTFRIFRWT	SEIIPKHKD	118
ZmPAP2	YSPFSPNDH	FIGYKFLNES	BTWQCGCGM	SLPLT-NLRS	NYTFRIFRWT	SEIIPKHKD	117
AlPAP15	YSPFSPNDH	FIGYKFLNES	BTWQCGCGM	SLPLT-NLRS	NYTFRIFRWT	SEIIPKHKD	62
Consensus	YSPFXSXXX	FXGYFLXS	XXWXGXGX	SLPLXXLRX	XYFRFXWX	XXEIXXXXD	
AlPAP2	HDQNPPLGPK	HLLAEESEQV	FGS-GVQDPE	QIHLSFPM--	-GVNMRVMF	VAGDGE----	169
BnPAP2	HDQNPPLGPK	HLLAEESEQV	FGS-GVQDPE	QIHLSFPM--	-KVNMRVMF	VAGDGE----	169
GmPAP2	HDQNPPLGPK	HLLAEESEQV	FGS-GVQDPE	QIHLSFPM--	-KVNMRVMF	VAGDGE----	172
ZmPAP2	HDQNPPLGPK	HLLAEESEQV	FGS-GVQDPE	QIHLSFPM--	-KVNMRVMF	VAGDGE----	168
AlPAP15	HDQNPPLGPK	HLLAEESEQV	FGS-GVQDPE	QIHLSFPM--	-KVNMRVMF	VAGDGE----	92
Consensus	HDXNPLPXX	HXXAXSXXX	FXXXXVXPE	QIHLSFXXX	-XXXMRVXX	XXGDXX----	
AlPAP2	-----E	RVRYGCEK-	-DHLNAAAA	RDRYEREHM	CDPANSITG	WRDPGWI	218
BnPAP2	-----E	RVRYGCEK-	-DHLNAAAA	RDRYEREHM	CDPANSITG	WRDPGWI	218
GmPAP2	-----E	RVRYGCEK-	-DHLNAAAA	RDRYEREHM	CDPANSITG	WRDPGWI	221
ZmPAP2	-----E	RVRYGCEK-	-DHLNAAAA	RDRYEREHM	CDPANSITG	WRDPGWI	219
AlPAP15	-----E	RVRYGCEK-	-DHLNAAAA	RDRYEREHM	CDPANSITG	WRDPGWI	145
Consensus	-----E	XXVRYGXXX	-DXLXXXAX	XXXXYEXHM	ODXPANXXX	WRDPGXIXX	
AlPAP2	VMKLNLDGVR	YYVYVGSDSK	-GWSEIHSFI	RDVYREETV	A---FDFDM	GDAMPYNTFI	274
BnPAP2	VMKLNLDGVR	YYVYVGSDSK	-GWSEIHSFI	RDVYREETV	A---FDFDM	GDAMPYNTFI	274
GmPAP2	VMKLNLDGVR	YYVYVGSDSK	-GWSEIHSFI	RDVYREETV	A---FDFDM	GDAMPYNTFI	277
ZmPAP2	VMKLNLDGVR	YYVYVGSDSK	-GWSEIHSFI	RDVYREETV	A---FDFDM	GDAMPYNTFI	275
AlPAP15	VMKLNLDGVR	YYVYVGSDSK	-GWSEIHSFI	RDVYREETV	A---FDFDM	GDAMPYNTFI	201
Consensus	XXXLXXQXR	YYVYVGDXX	-GWSXIXSFX	XXXXXXETX	A---FXFDM	GXXXPYNTXX	
AlPAP2	RTQDESISTV	KWILRDIEAL	GDKPAISHI	GDISYAR--	-----	-----	311
BnPAP2	RTQDESISTV	KWILRDIEAL	GDKPAISHI	GDISYAR--	-----	-----	311
GmPAP2	RTQDESISTV	KWILRDIEAL	GDKPAISHI	GDISYAR--	-----	-----	314
ZmPAP2	RTQDESISTV	KWILRDIEAL	GDKPAISHI	GDISYAR--	-----	-----	312
AlPAP15	RTQDESISTV	KWILRDIEAL	GDKPAISHI	GDISYAR--	-----	-----	249
Consensus	RTQDESISTV	KWILRDIEAL	GDKPAISHI	GDISYAR--	-----	-----	
AlPAP2	GYSWVWDFEF	AQIEPIASVY	PYHVICGNHE	YDFSTQPWPK	DWAASWYGN	GGGCGVPYS	371
BnPAP2	GYSWVWDFEF	AQIEPIASVY	PYHVICGNHE	YDFSTQPWPK	DWAASWYGN	GGGCGVPYS	369
GmPAP2	GYSWVWDFEF	AQIEPIASVY	PYHVICGNHE	YDFSTQPWPK	DWAASWYGN	GGGCGVPYS	372
ZmPAP2	GYSWVWDFEF	AQIEPIASVY	PYHVICGNHE	YDFSTQPWPK	DWAASWYGN	GGGCGVPYS	370
AlPAP15	GYSWVWDFEF	AQIEPIASVY	PYHVICGNHE	YDFSTQPWPK	DWAASWYGN	GGGCGVPYS	293
Consensus	GYSWVWDFEF	AQIEPIASVY	PYHVICGNHE	YDFSTQPWPK	DWAASWYGN	GGGCGVPYS	
AlPAP2	LRFNMPGNS	ESTG-TRKAPP	TRNLYSFDM	GVVHFVYIST	ETNFHKGQSQ	YEFHKKRDLES	430
BnPAP2	LRFNMPGNS	ESTG-TRKAPP	TRNLYSFDM	GVVHFVYIST	ETNFHKGQSQ	YEFHKKRDLES	428
GmPAP2	LRFNMPGNS	ESTG-TRKAPP	TRNLYSFDM	GVVHFVYIST	ETNFHKGQSQ	YEFHKKRDLES	432
ZmPAP2	LRFNMPGNS	ESTG-TRKAPP	TRNLYSFDM	GVVHFVYIST	ETNFHKGQSQ	YEFHKKRDLES	429
AlPAP15	LRFNMPGNS	ESTG-TRKAPP	TRNLYSFDM	GVVHFVYIST	ETNFHKGQSQ	YEFHKKRDLES	345
Consensus	XXFXMPGNS	XXTGNXXPX	TRNLYSFDX	GXXHFVYXST	ETNFHKGQSQ	YEFHKKRDLES	
AlPAP2	VNRKKTFFVY	VQGRHPMYTT	-SNEVRDAM	RQKMYEHLEP	LLEVNNVTLA	LWGHVHYRER	489
BnPAP2	VNRKKTFFVY	VQGRHPMYTT	-SNEVRDAM	RQKMYEHLEP	LLEVNNVTLA	LWGHVHYRER	487
GmPAP2	VNRKKTFFVY	VQGRHPMYTT	-SNEVRDAM	RQKMYEHLEP	LLEVNNVTLA	LWGHVHYRER	491
ZmPAP2	VNRKKTFFVY	VQGRHPMYTT	-SNEVRDAM	RQKMYEHLEP	LLEVNNVTLA	LWGHVHYRER	488
AlPAP15	VNRKKTFFVY	VQGRHPMYTT	-SNEVRDAM	RQKMYEHLEP	LLEVNNVTLA	LWGHVHYRER	402
Consensus	VXRXXTFFVY	VQGRHPMYTX	-SXEXRDX	XXXMXEXLEP	LXVXXNVTLA	LWGHVHYRER	
AlPAP2	FCPISNNT--	-CGTQW----	-----	VIGMGQDWQ	PFWQ-----	--PRPHDP	531
BnPAP2	FCPISNNT--	-CGTQW----	-----	VIGMGQDWQ	PFWQ-----	--PRPHDP	529
GmPAP2	FCPISNNT--	-CGTQW----	-----	VIGMGQDWQ	PFWQ-----	--PRPHDP	540
ZmPAP2	FCPISNNT--	-CGTQW----	-----	VIGMGQDWQ	PFWQ-----	--PRPHDP	535
AlPAP15	FCPISNNT--	-CGTQW----	-----	VIGMGQDWQ	PFWQ-----	--PRPHDP	449
Consensus	FCPXXXX--	-CGTQW----	-----	VIGMGQDWQ	PFWQ-----	--PRPHDP	
AlPAP2	PIF-----	-----	POPEQSMYR	GEFGYTRLVA	NKEKLTV-S	VGNHDC--EV	571
BnPAP2	PIF-----	-----	POPEQSMYR	GEFGYTRLVA	NKEKLTV-S	VGNHDC--EV	569
GmPAP2	PIF-----	-----	POPEQSMYR	GEFGYTRLVA	NKEKLTV-S	VGNHDC--EV	580
ZmPAP2	PIF-----	-----	POPEQSMYR	GEFGYTRLVA	NKEKLTV-S	VGNHDC--EV	575
AlPAP15	PIF-----	-----	POPEQSMYR	GEFGYTRLVA	NKEKLTV-S	VGNHDC--EV	509
Consensus	PIF-----	-----	POPEQSMYR	GEFGYTRLVA	NKEKLTV-S	VGNHDC--EV	
AlPAP2	HDVVEMLASG	VVISGKEET	-----	SATLMGKS--	ESNLWYVKG	AGLVVGVLL	629
BnPAP2	HDVVEMLASG	VVISGKEET	-----	SATLMGKS--	ESNLWYVKG	AGLVVGVLL	623
GmPAP2	HDVVEMLASG	VVISGKEET	-----	SATLMGKS--	ESNLWYVKG	AGLVVGVLL	633
ZmPAP2	HDVVEMLASG	VVISGKEET	-----	SATLMGKS--	ESNLWYVKG	AGLVVGVLL	629
AlPAP15	HDVVEMLASG	VVISGKEET	-----	SATLMGKS--	ESNLWYVKG	AGLVVGVLL	629
Consensus	HDXXEIXXSG	VVISGKEET	-----	SATLMGKS--	ESNLWYVKG	AGLVVGVLL	
AlPAP2	GFVGGFTFRG	KK--SSEKRR	WVVKNEET	657			
BnPAP2	GFVGGFTFRG	KK--SSEKRR	WVVKNEET	653			
GmPAP2	GFVGGFTFRG	KK--SSEKRR	WVVKNEET	653			
ZmPAP2	GFVGGFTFRG	KK--SSEKRR	WVVKNEET	655			
AlPAP15	GFVGGFTFRG	KK--SSEKRR	WVVKNEET	653			
Consensus	GXXGXGXXX	XXXXXXXXX	WXVXKXEXX				

FIG. 3

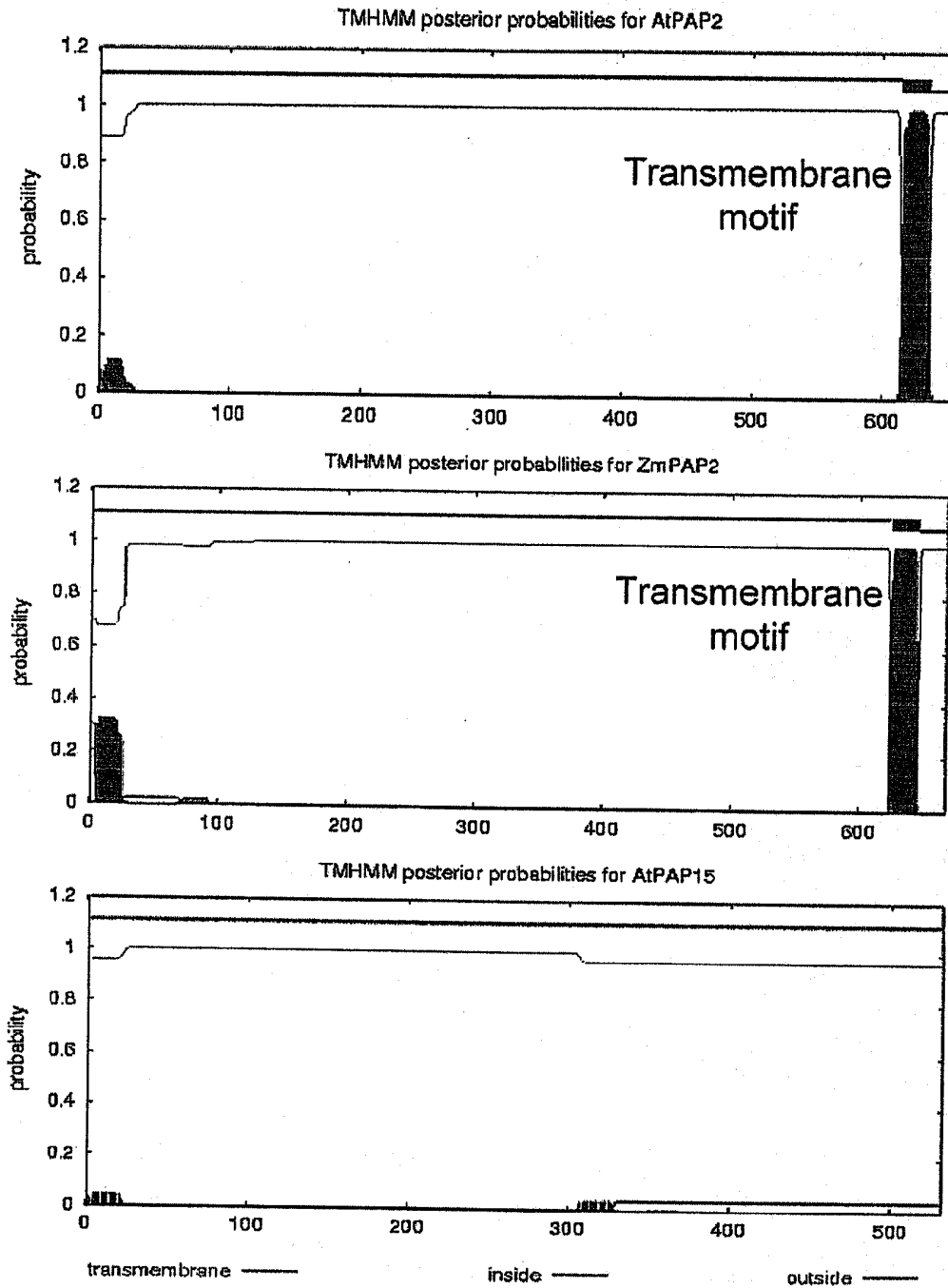
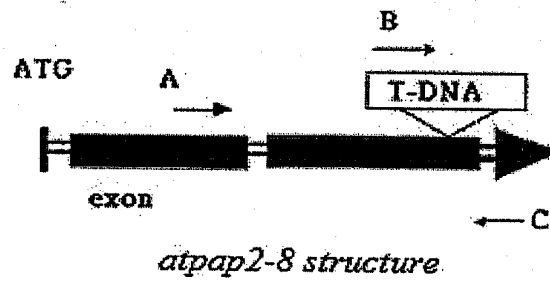



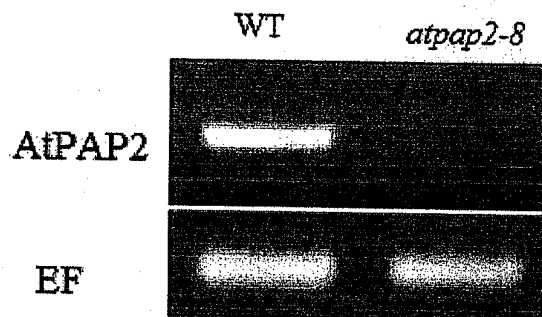
FIG. 4



(a) Genomic PCR



(b) RT-PCR



(c) Western blotting

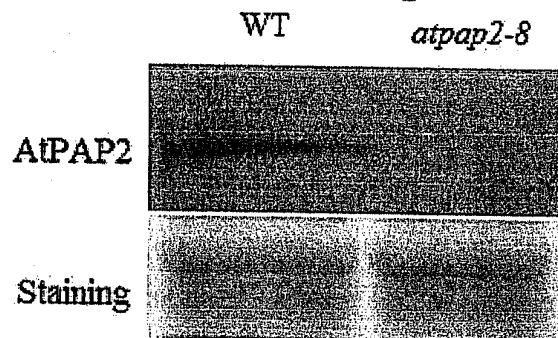


FIG. 5

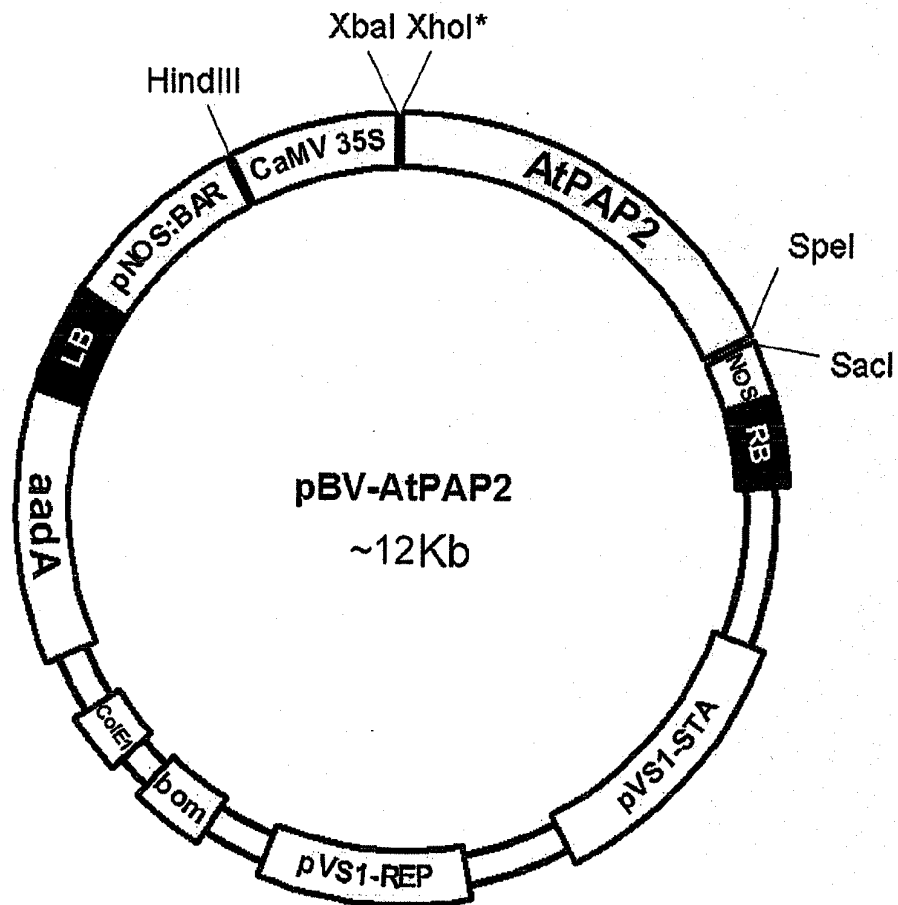
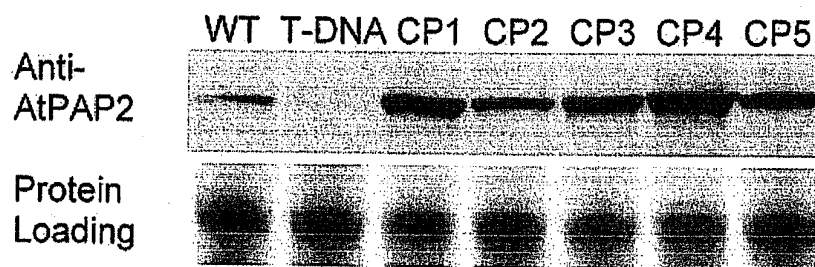



FIG. 6



B

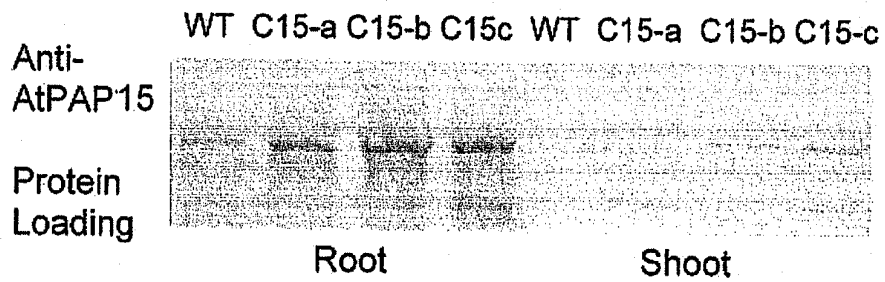
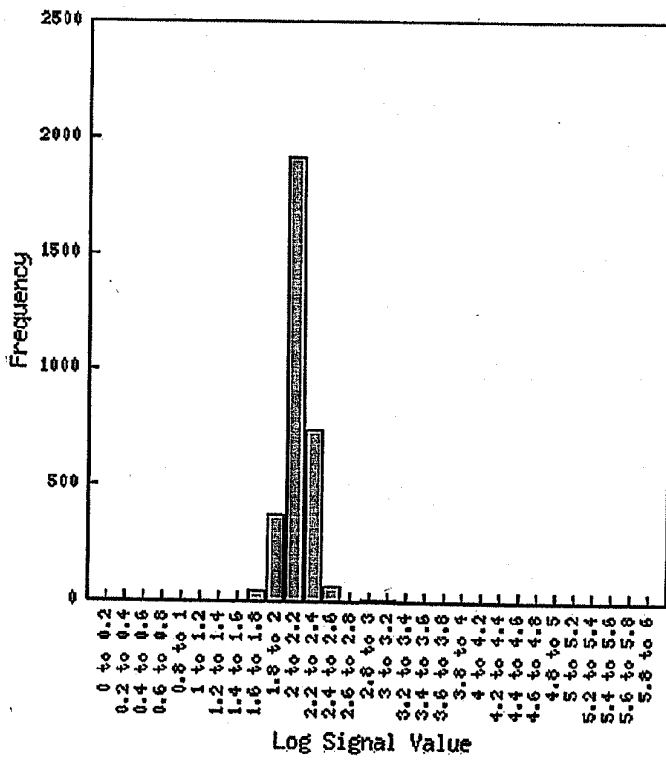



FIG. 7

(a)




(b)



(c) Day after germination

Day 2 4 6 8 10



(d)

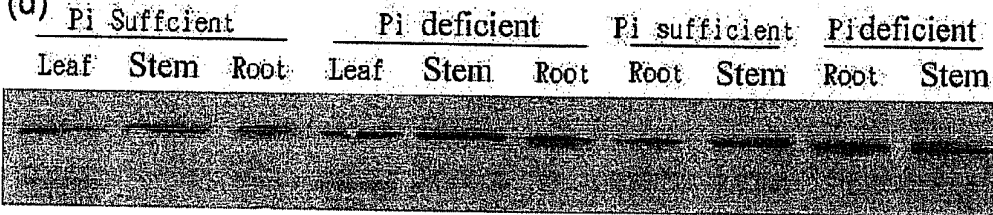


FIG. 8


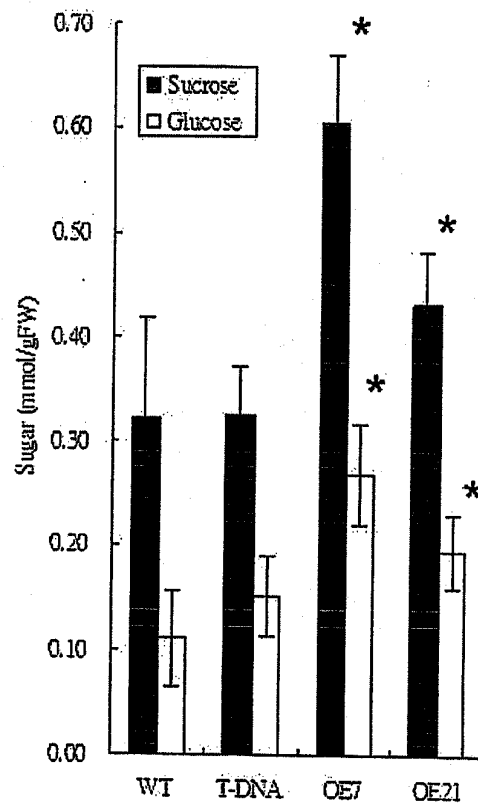


FIG. 9



*Statistically ($p < 0.001$) different from the WT ($n = 10$).

FIG. 10




FIG. 11

Cell Nucleus Mito Soluble Membrane
Wall Chlorop.

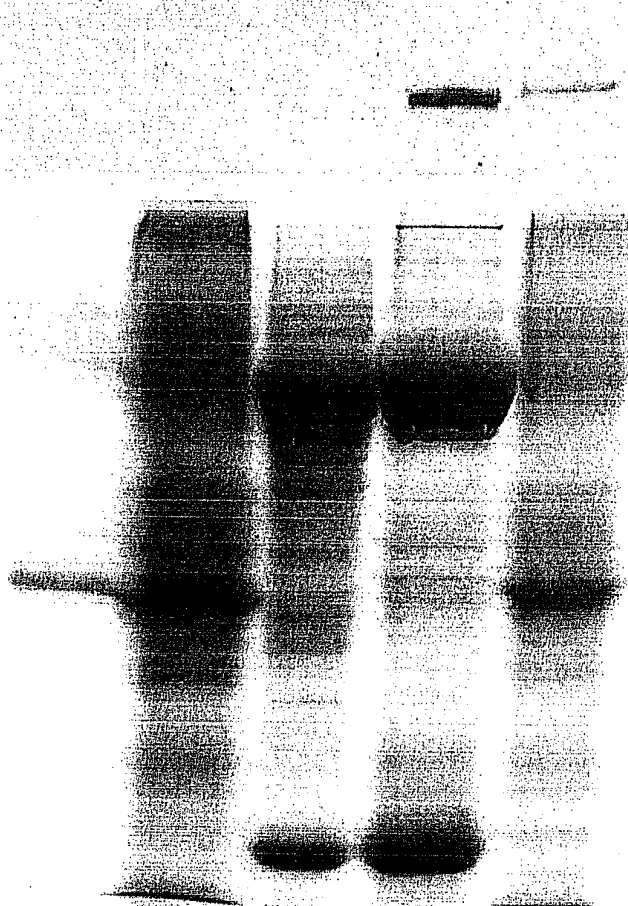


FIG. 12

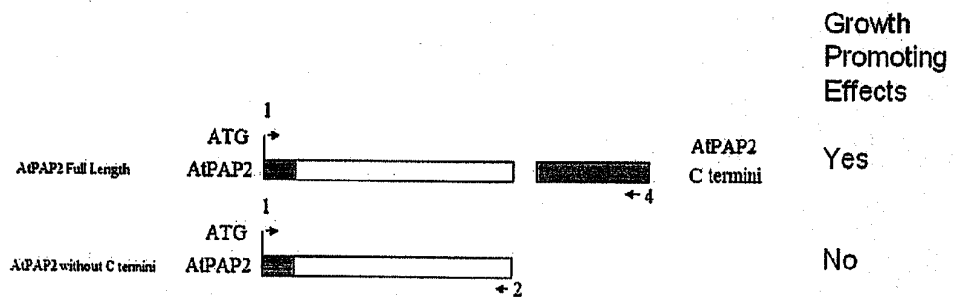
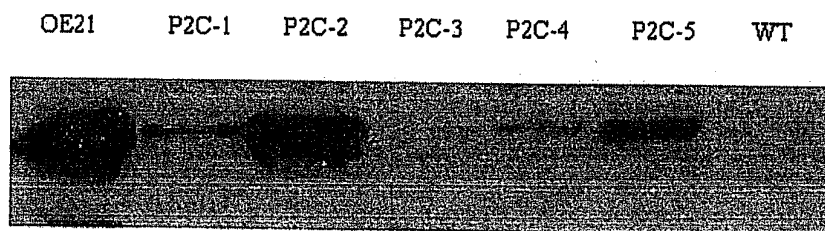


FIG. 13



METHOD FOR SPEEDING UP PLANT GROWTH AND IMPROVING YIELD BY INTRODUCING PHOSPHATASES IN TRANSGENIC PLANT

RELATED APPLICATIONS

[0001] This application claims priority to provisional application Ser. No. 61/138,918, filed on Dec. 18, 2008, which is incorporated herein by reference.

1. TECHNICAL FIELD

[0002] The present disclosure provides methods that speeds up plant growth and elevates plant yields by introducing phosphatases with a C-terminal motif into plants. The present disclosure relates to phosphatases with a C-terminal motif, and their respectively encoded protein products, as well as fragments, derivatives, homologues, and variants thereof. Methods for introducing these genes into plants to (1) speed up the growth rate of plants, (2) to increase the sugar contents of plants, and (3) to increase of yield of plants, are provided.

2. BACKGROUND

[0003] Purple acid phosphatases (PAPs) catalyze the hydrolysis of a wide range of activated phosphoric acid mono- and di-esters and anhydrides (Klabunde et al., 1996). The PAP proteins are characterized by seven conserved amino acid residues (shown in bold face) in the five conserved motifs XDXX, XDXXY, GNH(D/E), XXXH, XHXH, which are involved in the coordination of the dimetal nuclear center ($\text{Fe}^{3+}\text{-Me}^{2+}$) in the active site (Li et al., 2002), where Me is a transition metal and Me^{2+} is mostly found to be Fe^{2+} in mammalian, and Zn^{2+} , or Mn^{2+} in plants (Klabunde and Krebs, 1997; Schenk et al., 1999).

[0004] Purple acid phosphatases are distinguished from the other phosphatases by their characteristic purple color, which is caused by a charge transfer transition at 560 nm from a metal-coordinating tyrosine to the metal ligand Fe^{3+} (Klabunde and Krebs, 1997; Schenk et al., 2000). Different from the other acid phosphatases, PAPs are insensitive to inhibition by tartrate, so they are also known as tartrate-resistant acid phosphatases (TRAPs).

[0005] The biochemical properties of some plant PAPs have been characterized, firstly in red kidney bean, and later in soybean suspension cell, soybean seedlings, rice culture cells, spinach leaves, sweet potato tubers, tomato, yellow lupin seeds, *medicago* and *Arabidopsis*, etc. (Schenk et al., 1999). Plant PAPs are generally considered to mediate phosphorus acquisition and redistribution based on their ability to hydrolyze phosphate compounds (Cashikar et al., 1997; Bozzo et al., 2004; Lung et al., 2008). Regulation of some plant PAPs transcripts by external phosphate level in medium or soil, strongly suggest their involving in phosphate acquisition. For example, the transcription level of *Medicago* MtPAP1 in roots was increased under P stress, implicating a role in P acquisition or internal mobilization (Xiao et al., 2005; Xiao et al., 2006). Some plant PAPs could be secreted from root cells to extracellular environment, then hydrolyze various phosphate esters. Lung et al. purified a secreted PAP phosphatase from tobacco, which could hydrolyze broad substrates and help to alleviate P starvation (Lung et al., 2008). Certain plant PAPs can also hydrolyze phytate, a major storage compound of phosphorus in plants. Hegeman and Grabau

(2001) purified a novel PAPs (GmPhy) from the cotyledon of the germinating soybean seedlings. GmPhy was introduced into soybean tissue culture and was assayed to show phosphatase activity. Most recently, AtPAP15 and 23 in *Arabidopsis* sharing high sequence homology (73-52%) with this soybean PAP, were found to exhibit phytase activity (Zhu et al., 2005; Zhang et al., 2008).

[0006] Besides involvement in P acquisition, plant PAPs may perform some other physiological roles. For example, the PAPs AtACP5 (AtPAP17), SAP 1, and SAP2 (del Pozo et al., 1999; Bozzo et al., 2002) display not only phosphatase but also peroxidase activity, suggesting their involvement in the removal of reactive oxygen compounds in plant organs. A pollen-specific PAP from Ester lily was suggested to function as an iron carrier in mature pollen (Kim and Gynheung, 1996). Other studies indicate that plant PAPs may also be involved in NaCl stress adaption or cell regeneration (Kaida, 2003; Liao et al., 2003).

[0007] In the *Arabidopsis* genome, twenty-nine potential PAP genes were identified based on sequence comparison. Twenty-four of these putative enzymes contain seven conserved amino-acids residues involved in metal binding. One (AtPAP13) lacked four of these seven residues, and the other four (AtPAP14, 16, 28 and 29) lacked either the first, the second, or both motifs of the five conserved motifs. Twenty-eight are actively transcribed in *Arabidopsis* (Zhu et al., 2005).

[0008] To date, relatively little is known about AtPAPs biochemical properties and physiological roles, though several members have been characterized (del Pozo et al., 1999). AtPAP17 (AtACP5) was first known to be induced by phosphorus starvation. The transcription of AtPAP17 was also responsive to ABA, salt stress (NaCl), oxidative stress (H_2O_2) and leaves senescence, according to GUS activity assay. No alteration in the expression of AtPAP17 was observed during the nitrogen or potassium starvation, and paraquat or salicylic acid. Like the other type 5 acid phosphatases, AtPAP17 displayed peroxidation activity, which may be involved in the metabolism of reactive oxygen species in stressed or senescent parts of plants.

[0009] Besides AtPAP17, several AtPAPs were found to be involved in phosphorus metabolism in *Arabidopsis*. Root secretion of AtPAP12 was induced by P stress, and its regulation was mainly at transcriptional level (Patel et al., 1998; Coello, 2002/11). AtPAP4, as well as AtPAP10, AtPAP11 and AtPAP12 were involved in phosphorus starvation response since their transcription levels increased during phosphate deprivation (Li et al., 2002; Wu et al., 2003). In contrast, AtPAP20, 21 and 22 were irrespective to P starvation and expressed constitutively in Pi sufficient or deficient condition. Fluorescent signals were detected in the cytoplasm via the baculovirus expression system, indicating that they may function in the cytoplasm (Li and Wang, 2003).

[0010] AtPAP26 was purified and characterized from Pi-starved *Arabidopsis* suspension cell culture (Veljanovski et al., 2006). It exists as a homodimer with 55 kDa glycosylated protein, showing wide substrate specificity with the highest activity against phosphoenolpyruvate (PEP) and polypeptide phosphate. AtPAP26 also displayed alkaline peroxidase activity with the probable roles in the metabolism of reactive oxygen species. Proteomic study suggested that it may be localized in vacuole, and involved in recycling Pi from intracellular P metabolites (Shimaoka et al., 2004).

[0011] PAPs can act on a wide range of substrates, but not all of them exhibit phytase activity. An enzyme assay involving the GST-AtPAP23 fusion protein revealed that AtPAP23 exhibits phytase activity. A GUS study showed that AtPAP23 is exclusively expressed in the flower of the *Arabidopsis*, and may play certain roles in flower development (Zhu et al., 2005). In a recent report, a recombinant AtPAP15 expressed and partially purified in *E. coli* and yeast was also found to exhibit phytase activity (Zhang et al., 2008). It was proposed that AtPAP15 may be involved in ascorbic acid biosynthesis with the end product myo-inositol of phytate hydrolysis as the precursor of ascorbic acid synthesis.

[0012] As stated above, most of the functions of characterized plant PAPs are related to phosphorus metabolism. None of the functionally or biochemically characterized plant PAPs carry transmembrane motif, and none of them were shown to be associated with membrane. Furthermore, to date, no AtPAPs or any plant PAPs, have been shown to affect sugar signalling and carbon metabolism in plant.

[0013] The first report of transgenic expression of plant PAP in plant was reported in 2005 (Xiao et al., 2005). The PAP-phosphatase gene from *Medicago* (MtPHY1) was expressed in transgenic *Arabidopsis*, resulting in increased capacity of P acquisition from phytate in agar culture (Xiao et al., 2005). Nonetheless, the growth performance of the plants was not reported to be different under normal growth.

3. SUMMARY

[0014] The present disclosure provides a method that speeds up plant growth and elevates plant yields by introducing phosphatases with a C-terminal motif into plants, Phosphatases with a C-terminal motif, and their respectively encoded protein products, as well as fragments, derivatives, homologues, and variants thereof are disclosed. Methods for introducing this class of genes into plants to speed up the growth rate of plants, to increase the sugar contents of plants, and to increase of yield of plants, are provided. Without wishing to be bound by any particular theory, the C-terminal motif is believed to function as a transmembrane structural element (transmembrane motif).

[0015] As stated above in the Background section, most of the functions of characterized plant PAPs are related to phosphorus metabolism. None of the functionally or biochemically characterized plant PAPs carry transmembrane motif, and none of them were shown to be associated with membrane. Furthermore, to date, no AtPAPs or any plant PAPs, have been shown to affect sugar signalling and carbon metabolism in plant.

[0016] The first report of transgenic expression of plant PAP in plant was reported in 2005 (Xiao et al., 2005). The PAP-phosphatase gene from *Medicago* (MtPHY1) was expressed in transgenic *Arabidopsis*, resulting in increased capacity of P acquisition from phytate in agar culture. Nonetheless, the growth performance of the plants was not reported to be different under normal growth.

[0017] We also produced transgenic tobacco and *Arabidopsis* that overexpressed AtPAP15, a PAP with phosphatase activity, which does not carry any C-terminal motif equivalent to that of AtPAP2; phosphatase activity was secreted into extracellular growth medium. Significant secretion of phosphatase activity was observed in the transgenic plants and the transgenic plants showed larger biomass than the control plants in agar and soil supplemented with exogenous phytate. Higher P content was also obtained in overexpressed trans-

genic lines in phytate treatment. However, the growth of transgenic plants overexpressing AtPAP15 did not show any difference in growth phenotypes when it was compared with the wild-type, under treatments of K—P or No—P, or in soil.

[0018] Here, we have developed a technology to speed up plant growth and improve seed yield by overexpressing a phosphatase with a C-terminal motif in plants. An example is the use of a purple acid phosphatase (PAP). This disclosure is the first report to show that overexpressing a phosphatase with a C-terminal motif in transgenic plant is able to speed up the growth of the plants, to increase the sugar contents of plants, and to increase the yield of plants, by altering the carbon metabolism of the plants.

[0019] The present advances are based, in part, on the characterization of a group of purple acid phosphatases (SEQ ID NOS: 1-8 and 18-47) from plants and the observations that overexpression of a purple acid phosphatase (AtPAP2, SEQ ID NO:1) of this group in plants resulted in rapid plant growth, higher sugar content, and higher yield. Accordingly, nucleotide sequences of a group of purple acid phosphatase genes (SEQ ID NOS:1, 3, 5, 7, 18, 20, 22, 24, 26, 28, 30, 32, 34, 36, 38, 40, 42, 44 and 46), which share a C-terminal motif/domain, from plants and amino acid sequences of their encoded proteins (SEQ ID NOS:2, 4, 6, 8, 19, 21, 23, 25, 27, 29, 31, 33, 35, 37, 39, 41, 43, 45 and 47), as well as fragments, derivatives, homologues, and variants thereof, as defined herein, are disclosed. Furthermore, nucleic acid molecules encoding the polypeptides of interest, and include cDNA, genomic DNA, and RNA, are disclosed.

[0020] As used herein, italicizing the name of a gene shall indicate the gene, in contrast to its encoded protein or polypeptide product which is indicated by the name of the gene in the absence of any italicizing. For example, "Gene" shall mean the Gene gene, whereas "Gene" shall indicate the protein or polypeptide product of the Gene gene.

[0021] In one embodiment, isolated nucleic acid molecules hybridize under stringent conditions, as defined herein, to nucleic acids having the sequence of SEQ ID NOS: 1, 3, 5, 7, 18, 20, 22, 24, 26, 28, 30, 32, 34, 36, 38, 40, 42, 44 or 46, or homologues thereof, wherein the nucleic acid molecules encode proteins or polypeptides which exhibit at least one structural and/or functional feature of the polypeptides of the invention.

[0022] Another embodiment includes, nucleic acid molecules, which are suitable for use as primers or hybridization probes for the detection of nucleic acids encoding one of the disclosed phosphatase polypeptides or other sequences.

[0023] Yet another embodiment includes vectors, e.g., recombinant expression vectors, comprising a nucleic acid molecule of the invention. Furthermore, host cells containing such a vector or engineered to contain and/or express a nucleic acid molecule of the invention and host cells containing a nucleotide sequence of the invention operably linked to a heterologous promoter are disclosed.

[0024] A further embodiment includes methods for preparing a polypeptide of the invention by a recombinant DNA technology in which the host cells containing a recombinant expression vector encoding a polypeptide of the invention or a nucleotide sequence encoding a polypeptide of the invention operably linked to a heterologous promoter, are cultured, and the polypeptide of the invention are produced.

[0025] In still further another embodiment, a transgenic plant contains a nucleic acid molecule which encodes an isolated polypeptides or proteins comprising the five con-

served motifs of purple acid phosphatases, including XDXX, XDXXY, GNH(D/E), XXXH, XHXH, and linked to a C-terminal motif.

[0026] Embodiments further provide antibodies that immunospecifically bind a polypeptide of the invention. Such antibodies include, but are not limited to, antibodies from various animals, humanized, chimeric, polyclonal, monoclonal, bi-specific, multi-specific, single chain antibodies, Fab fragments, F(ab')₂ fragments, disulfide-linked Fvs, fragments containing either a VL or VH domain or even a complementary determining region (CDR), that immunospecifically binds to a polypeptide of the invention.

[0027] In an additional embodiment, method for detecting the presence, activity or expression of a polypeptide of the invention or similar polypeptide in a biological material, such as cells, culture media, and so forth are provided. The increased or decreased activity or expression of the polypeptide in a sample relative to a control sample can be determined by contacting the biological material with an agent that can detect directly or indirectly the presence, activity or expression of the polypeptide of the invention. In a particular embodiment, such an agent is an antibody or a fragment thereof which immunospecifically binds to a one of the disclosed polypeptides.

[0028] In a still another embodiment, a fusion protein comprising a bioactive molecule and one or more domains of a disclosed polypeptide or fragment thereof is provided. In particular, fusion proteins comprising a bioactive molecule recombinantly fused or chemically conjugated (including both covalent and non-covalent conjugations) to one or more domains of a disclosed polypeptide or fragments thereof.

[0029] We also produced transgenic tobacco and *Arabidopsis* that overexpressed AtPAP15, a PAP with phosphatase activity, which does not carry any C-terminal motif and was found to be secreted into extracellular growth medium. Significant secretion of phosphatase activity was observed in the transgenic plants and the transgenic plants showed larger biomass than the control plants in agar and soil supplemented with exogenous phytate. Higher P content was also obtained in overexpressed transgenic lines in phytate treatment. However, the growth of transgenic plants overexpressing AtPAP15 did not show any difference in growth phenotypes when it was compared with the wild-type, under treatments of K—P or No P, or in soil.

[0030] In conclusion, this disclosure is the first report to show that overexpressing a phosphatase with a C-terminal motif in transgenic plant is able to speed up the growth of the plants, to increase the sugar contents of plants, and to increase the yield of plants, by altering the carbon metabolism of the plants.

3.1 Definitions

[0031] The term “acidic” or “acid pH” as used herein refers to a pH value of less than about 6.0.

[0032] The term “homologue” as used herein refers to a polypeptide that possesses a similar or identical function to polypeptides encoded by SEQ ID NOS: 2, 4, 6, 8, 19, 21, 23, 25, 27, 29, 31, 33, 35, 37, 39, 41, 43, 45 and 47, and/or a fragment of these polypeptides, that do not have an identical amino acid sequence of these polypeptides and/or a fragment of these polypeptides. A polypeptide that has a similar amino acid sequence included in the definition of the term “homologue” includes a polypeptide that satisfied at least one of the following: (i) polypeptide having an amino acid sequence that

is one or more of at least about 30%, at least about 40%, at least about 50%, at least about 60%, at least about 70%, at least about 80%, at least about 90%, and at least about 98% identical. (ii) a polypeptide encoded by a nucleotide sequence that is one or more of at least about 30%, at least about 40%, at least about 50%, at least about 60%, at least about 70%, at least about 80%, at least about 90%, and at least about 98% identical and/or conservatively substituted to one or more of the nucleotide sequences encoding the polypeptides of SEQ ID NOS: 2, 4, 6, 8, 19, 21, 23, 25, 27, 29, 31, 33, 35, 37, 39, 41, 43, 45 and 47, and/or a fragment of these polypeptides; (iii) a polypeptide encoded by a nucleotide sequence that hybridizes under stringent conditions as defined herein to one or more of nucleotide sequences SEQ ID NOS: 1, 3, 5, 7, 18, 20, 22, 24, 26, 28, 30, 32, 34, 36, 38, 40, 42, 44 and 6; (iv) a polypeptide having an amino acid sequence that is one or more of at least about 30%, at least about 40%, at least about 50%, at least about 60%, at least about 70%, at least about 80%, at least about 90%, and at least about 98% identical and/or conservatively substituted; (v) a nucleic acid sequence encoding an amino acid sequence that is one or more of at least about 30%, at least about 40%, at least about 50%, at least about 60%, at least about 70%, at least about 80%, at least about 90%, and at least about 98% identical and/or conservatively substituted; (vi) a fragment of any of the polypeptides or nucleic acid sequences described in (i) through (v) having one of at least 20 amino acid residues, at least 25 amino acid residues, at least 40 amino acid residues, at least 80 amino acid residues, at least 90 amino acid residues, at least 100 amino acid residues, at least 125 amino acid residues, at least 150 amino acid residues, at least 175 amino acid residues, at least 200 amino acid residues, at least 225 amino acid residues, at least 250 amino acid residues, at least 275 amino acid residues, at least 300 amino acid residues, at least 325 amino acid residues, at least 350 amino acid residues, or at least 375 amino acid residues; (vii) a polypeptide with similar structure and function or a nucleotide sequence encoding a polypeptide with similar structure and function, exhibiting the antigenicity, immunogenicity, catalytic activity, and other readily assayable activities, to polypeptides encoded by SEQ ID NOS: 2, 4, 6, 8, 19, 21, 23, 25, 27, 29, 31, 33, 35, 37, 39, 41, 43, 45 and 47, and/or a fragment of these polypeptides, refers to a polypeptide that has a similar secondary, tertiary, or quaternary structure of these polypeptides, or a fragment of these polypeptides. The structure of a polypeptide can be determined by methods known to those skilled in the art, including but not limited to, X-ray crystallography, nuclear magnetic resonance, and crystallographic electron microscopy. The term “homologue” is used herein to describe a sequence that has sequence homology. A sequence having sequence homology can be made using standard molecular biology techniques including site-directed mutagenesis including insertion or deletion of sequences. The term “homologue” is not limited to homologous genes or proteins originating from different species and expressly includes artificial modification to the sequences disclosed herein.

[0033] The term “conservatively substituted variant” refers to a polypeptide or a nucleic acid sequence encoding a homologue polypeptide in which one or more amino acid residues or codons have been modified by conservative substitution with an amino acid residue or a codon coding for an amino acid residue of similar chemical-type, as described below.

[0034] The term “an antibody or an antibody fragment which immunospecifically binds to polypeptides encoded by SEQ ID NOS: 2, 4, 6, 8, 19, 21, 23, 25, 27, 29, 31, 33, 35, 37, 39, 41, 43, 45 and 47,” as used herein refers to an antibody or a fragment thereof that immunospecifically binds to polypeptides encoded by SEQ ID NOS: 2, 4, 6, 8, 19, 21, 23, 25, 27, 29, 31, 33, 35, 37, 39, 41, 43, 45 and 47, or a fragment of these polypeptide and does not non-specifically bind to other polypeptides. An antibody or a fragment thereof that immunospecifically binds to polypeptides encoded by SEQ ID NOS: 2, 4, 6, 8, 19, 21, 23, 25, 27, 29, 31, 33, 35, 37, 39, 41, 43, 45 and 47, or a fragment of these polypeptide, may cross-react with other antigens. Preferably, an antibody or a fragment thereof that immunospecifically binds to polypeptides encoded by SEQ ID NOS: 2, 4, 6, 8, 19, 21, 23, 25, 27, 29, 31, 33, 35, 37, 39, 41, 43, 45 and 47, or a fragment of these polypeptides, does not cross-react with other antigens. An antibody or a fragment thereof that immunospecifically binds to polypeptides encoded by SEQ ID NOS: 2, 4, 6, 8, 19, 21, 23, 25, 27, 29, 31, 33, 35, 37, 39, 41, 43, 45 and 47, or a fragment of these polypeptide, can be identified by, for example, immunoassays or other techniques known to those skilled in the art. An antibody or an antibody fragment which immunospecifically binds polypeptides encoded by SEQ ID NOS: 2, 4, 6, 8, 19, 21, 23, 25, 27, 29, 31, 33, 35, 37, 39, 41, 43, 45 and 47, may be interchangeably referred to as “anti-PAP antibody”.

[0035] The term “derivative” as used herein refers to a given peptide or protein that is otherwise modified, e.g., by covalent attachment of any type of molecule, preferably having bioactivity, to the peptide or protein, including the incorporation of non-naturally occurring amino acids. The resulting bioactivity retains one or more biological activities of the peptide protein.

[0036] The term “fragment” as used herein refers to a fragment of a nucleic acid molecule containing one of at least about 25, at least about 30, at least about 35, at least about 40, at least about 45, at least about 100, at least about 150, at least about 200, at least about 250, at least about 300, at least about 350, at least about 400, at least about 450, at least about 500, at least about 550, at least about 600, at least about 650, at least about 700, at least about 750, at least about 800, at least about 850, at least about 900, at least about 950, at least about 1000, at least about 1050, at least about 1100, at least about 1150, at least about 1200, at least about 1250, at least about 1300, at least about 1350, from about 500 to about 2000, from about 1000 to about 2000 from about 200 to about 500, from about 500 to about 1000, from about 1000 to about 1500, and from about 1500 to about 2000 nucleic acid bases in length of the relevant nucleic acid molecule and having at least one functional feature of the nucleic acid molecule (or the encoded protein has one functional feature of the protein encoded by the nucleic acid molecule); or a fragment of a protein or a polypeptide containing one or more of at least about 5, at least about 10, at least about 15, at least about 20, at least about 25, at least about 30, at least about 35, at least about 40, at least about 45, at least about 50, at least about 55, at least about 60, at least about 65, at least about 70, at least about 75, at least about 80, at least about 90, at least about 100, at least about 120, at least about 140, at least about 160, at least about 180, at least about 200, at least about 220, at least about 240, at least about 260, at least about 280, at least about 300, at least about 320, at least about 340, at least about 360, from about 250 to about 660, from about 350 to about 660,

form about 450 to about 660, and form about 550 to about 660 amino acid residues in length of the relevant protein or polypeptide and having at least one functional feature of the protein or polypeptide, such functional features include ability to bind a Fe^{3+} - Me^{2+} dimetal nuclear center and form a C-terminal motif.

[0037] An “isolated” nucleic acid molecule is one which is separated from other nucleic acid molecules which are present in the natural source of the nucleic acid molecule. Moreover, an “isolated” nucleic acid molecule, such as a cDNA molecule, can be substantially free of other cellular materials, or culture medium when produced by recombinant techniques, or substantially free of chemical precursors or other chemicals when chemically synthesized, but excludes nucleic acid molecules present in recombinant DNA libraries. In a preferred embodiment, nucleic acid molecules encoding the disclosed polypeptides/proteins are isolated or purified.

[0038] The term “operably linked” as used herein refers to when transcription under the control of the “operably linked” promoter produces a functional messenger RNA, translation of which results in the production of the polypeptide encoded by the DNA operably linked to the promoter.

[0039] The term “under stringent condition” refers to hybridization and washing conditions under which nucleotide sequences having homology to each other remain hybridized to each other. Such hybridization conditions are described in, for example but not limited to, *Current Protocols in Molecular Biology*, John Wiley & Sons, N.Y. (1989), 6.3.1-6.3.6; *Basic Methods in Molecular Biology*, Elsevier Science Publishing Co., Inc., N.Y. (1986), pp. 75-78, and 84-87; and *Molecular Cloning*, Cold Spring Harbor Laboratory, N.Y. (1982), pp. 387-389, and are well known to those skilled in the art. A preferred, non-limiting example of stringent hybridization conditions is hybridization in $6\times$ sodium chloride/sodium citrate (SSC), 0.5% SDS at about 68° C. followed by one or more washes in $2\times$ SSC, 0.5% SDS at room temperature. Another preferred, non-limiting example of stringent hybridization conditions is hybridization in $6\times$ SSC at about 45° C. followed by one or more washes in $0.2\times$ SSC, 0.1% SDS at about 50-65° C.

[0040] The term “variant” as used herein refers either to a naturally occurring allelic variation of a given peptide or a recombinantly prepared variation of a given peptide or protein in which one or more amino acid residues have been modified by amino acid substitution, addition, or deletion.

[0041] The term “aligned” as used herein refers to a homology alignment between two or more sequences using a standard algorithm such as BLAST (<http://blast.ncbi.nlm.nih.gov/Blast.cgi>).

[0042] The term “predicted to form a transmembrane motif by TMHMM analysis” or “predicted to form a C-terminal motif by TMHMM analysis” (<http://www.cbs.dtu.dk/services/TMHMM/>) herein refers to a probability that is equal to or greater than about 0.5.

BRIEF DESCRIPTION OF THE FIGURES

[0043] The following figures illustrate the embodiments and are not meant to limit the scope of the invention encompassed by the claims.

[0044] FIG. 1 shows the phylogenetic tree of PAP-like sequences in the *Arabidopsis* genome. Twenty-nine PAPs were aligned using ClustalX and the phylogenetic tree was created by the neighbor-joining algorithm of the MEGA4 program. The accession numbers of the PAP-like, transmem-

brane-like C-terminal motif containing, polypeptide from *Zea mays* (ZmPAP2) and *Oryza sativa* (OsPAP2) were ACG47621 and BAC15853.1, respectively.

[0045] FIG. 2A is the amino acid alignment of the C-terminal transmembrane-like motifs in AtPAP2 with other PAP sequences.

[0046] FIG. 2B is the amino acid alignment of AtPAP2 with other PAP sequences, showing the full length of each sequence. These sequences include homologous sequences from *B. napus* (BnPAP2), *G. max* (GmPAP2) and *Z. mays* (ZmPAP2). The five conserved motifs (XDXX, XDXXY, GNH(D/E), XXXH, XHXH) are boxed. Residues in shades have low or no homology. Hydrophobic motifs at the C-termini of these polypeptides are underlined by a bar (614th-636th amino acid), which is absent from the sequence of AtPAP15. As shown, AtPAP15 does not have a C-terminal region corresponding to the other PAP sequences.

[0047] FIG. 3 shows that a unique hydrophobic motif is present at the C-termini of AtPAP2 and ZmPAP2 by TMHMM analysis. This transmembrane-like C-terminal motif is absent from AtPAP15.

[0048] FIG. 4 shows the characteristics of the T-DNA lines. The T-DNA line (Salk_013567) was obtained from TAIR. The AtPAP2 genomic sequence carries two exons and the T-DNA was inserted in exon 2 and causes a disruption of the AtPAP2 mRNA (a). Three PCR primers (A, B and C) were designed for the differentiation of the wild-type (WT) and the T-DNA line (atpap2-8) and they were used for PCR screening of genomic DNA extracted from WT and the T-DNA line (b). Total RNA was extracted from 10-day-old seedlings grown on MS with 2% sucrose using the TRIzol RNA isolation method and were used for RT-PCR (c). 50 µg of seedlings proteins were loaded for Western blotting studies, using the anti-AtPAP2 specific antiserum (Section 6.3).

[0049] FIG. 5 is the schematic diagram of the expression vector pBV-AtPAP2. CaMV 35S:35S promoter of the cauliflower mosaic virus; NOS: polyadenylation signal of nopaline synthase gene; aadA: bacterial streptomycin/spectinomycin resistance gene encoding aminoglycoside-3'-adenyltransferase; pNOS:BAR: bialaphos resistance gene under the control of the nopaline synthase promoter; born: basis of mobility from pBR322; ColE1: replication origin from pBR322; pVS1-REP: replication origin from pVS1; pVS1-STA: STA region from pVS1 plasmid; LB: left border T-DNA repeat; RB: right border T-DNA repeat. (Hajdukiewicz et al., 1994).

[0050] FIG. 6A shows the results of the Western blot analysis of the overexpression lines (OE), wild-type (WT), T-DNA and the complementation lines (CP) of AtPAP2 and FIG. 6B shows the results of the Western blot analysis of the overexpression lines (C-15) and wild-type (WT) of AtPAP15.

[0051] FIG. 7 shows the expression analysis of AtPAP2. The mRNA expression profile was analysed by the Spot History program of NASC (a). The protein expression profiles of 30 day old, soil-grown plant (b), seedlings germinated on MS agar (c) and 2 week old plants transferred to Pi-sufficient/Pi-deficient MS agar for 3 days (d), were analyzed by Western blotting using the anti-PAP2 antiserum.

[0052] FIG. 8 shows the growth performance of the wild-type, T-DNA and overexpression lines in soil. Seeds were germinated in MS agar with 2% sucrose for 10 days. Seedlings with 2 small visible rosette leaves (~1 mm) were transferred to soil and grown under 16 h/8 h light/dark cycles.

[0053] FIG. 9 shows the levels of sucrose and glucose in the rosette leaves of 21-day-old, soil grown seedlings.

[0054] FIG. 10 shows the recovery of various lines after prolonged darkness treatment. Seeds were germinated in MS agar with 2% sucrose for 10 days. Seedlings with 2 small visible rosette leaves (~1 mm) were transferred to soil and grown for 12 days under 16 h/8 h light/dark cycles. The lights of the growth chamber were then switched off for 12 days and the plants were allowed to recover under 16 h/8 h light/dark cycles for 1 week. n=9-12 per line.

[0055] FIG. 11. Detection of AtPAP2 protein in subcellular fractions by Western blotting. Mito.: Mitochondria; Chlorop.: Chloroplasts.

[0056] FIG. 12. shows a schematic representation of two vector constructs incorporating the AtPAP2 gene.

[0057] FIG. 13. shows Western blot analysis results for overexpression of AtPAP2 proteins missing the C-terminal motif.

DETAILED DESCRIPTION

[0058] 5.1 Method of Speeding Up Plant Growth and Improving Crop Yield

[0059] The present disclosure provides a method that speeds up plant growth and elevates plant yields by introducing phosphatases with a C-terminal motif into plants. In an embodiment, the present disclosure relates to a class of genes of purple acid phosphates, and their respectively encoded protein products, as well as fragments, derivatives, homologues, and variants thereof. Methods for introducing this class of genes into plants to speed up the growth rate of plants, to increase the sugar contents of plants, and to increase of yield of plants, are provided.

[0060] A group of purple acid phosphatases (PAPs) which carry seven conserved amino acid residues (shown in bold face) in the five conserved motifs XDXX (example GDXX (SEQ ID NO: 48)), XDXXY (SEQ ID NO: 49), GNH(D/E) (SEQ ID NOS: 50-51), XXXH (example ZXGH (SEQ ID NO: 52)), XHXH (SEQ ID NO: 53), where X is any amino acid and Z is any amino acid selected from L, I, V, F, and M, and a transmembrane-like motif at their C-termini were identified in the genomes of a number of plants (FIGS. 1, 2A, and 2B). The presence of the C-terminal transmembrane-like motif enables the localization of this group of PAN to the membrane fraction (FIGS. 3 and 11). This property makes this group of PAPs differ from the other previously characterized PAPs because all previously characterized PAPs did not carry any C-terminal motif (FIGS. 2A, 2B, and 3). By using the protein sequence of a representative gene of this group, AtPAP2, to blast the NCBI database and various EST databases, a number of genomic or cDNA sequences were identified to encode polypeptides that carry the five conserved motifs XDXX, XDXXY, GNH(D/E), XXXH, XHXH of PAPs and a transmembrane motif at their C-termini (FIG. 2B).

[0061] The introduction of a representative gene of this group of phosphatases, AtPAP2, into the genome of *Arabidopsis* by transgenic technology produced transgenic *Arabidopsis* that grew faster than the wild-type plants (FIG. 8), and the yield of seeds were elevated by approximately 40% (Table 3). However, transgenic plant that expressed AtPAP15 did not show these phenotypes. The sugar contents, including glucose and sucrose, in the leaf of the transgenic lines, were also found to be higher than that of the wild-types (FIG. 9).

[0062] Thus, this disclosure provides a method that speeds up plant growth and elevates plant yields by introducing phosphatases into plants. In an embodiment, a group of genes of purple acid phosphatases, and their respectively encoded protein products, as well as fragments, derivatives, homologues, and variants thereof are described.

[0063] 5.2 Homologues, Derivatives, and Variants of Phosphatases

[0064] In addition to the nucleic acid molecules (SEQ ID NOS: 1, 3, 5, 7, 18, 20, 22, 24, 26, 28, 30, 32, 34, 36, 38, 40, 42, 44 and 46) and polypeptides (SEQ ID NOS: 2, 4, 8, 19, 21, 23, 25, 27, 29, 31, 33, 35, 37, 39, 41, 43, 45 and 47) described in claims 9-16, the nucleic acid molecules and polypeptides also encompass those nucleic acid molecules and polypeptides having a common biological activity, similar or identical structural domain and/or having sufficient nucleotide sequence or amino acid identity (homologues) to those of the nucleic acid molecules and polypeptides described above.

[0065] Such common biological activities of the polypeptides include antigenicity, immunogenicity, catalytic activity especially phosphatase activity, ability to bind a $\text{Fe}^{3+}\text{-Me}^{2+}$ dimetal nuclear center, fold into or form a transmembrane-like C-terminal motif and other activities readily assayable by the skilled artisan.

[0066] A polypeptide that has a similar amino acid sequence (homologue) refers to a polypeptide that satisfied at least one of the following: (i) a polypeptide having an amino acid sequence that is one of at least about 30%, at least about 40%, at least about 50%, at least about 60%, at least about 70%, at least about 80%, at least about 90%, and at least about 95%, and at least about 98% identical and/or conservatively substituted to the amino acid sequence of a AtPAP2 (SEQ ID NO: 2) and/or other PAPs with a transmembrane-like C-terminal motif including SEQ ID NOS: 4, 6, 8, 19, 21, 23, 25, 27, 29, 31, 33, 35, 37, 39, 41, 43, 45 and/or 47, a fragment of AtPAP2, and having at least one biological feature of the described polypeptides; (ii) a polypeptide encoded by a nucleotide sequence that is one of at least about 30%, at least about 40%, at least about 40%, at least about 50%, at least about 60%, at least about 70%, at least about 80%, at least about 90%, at least about 95%, and at least about 98% identical to the nucleotide sequence encoding AtPAP2 (SEQ ID NO: 1) and/or other PAPs with a transmembrane-like C-terminal motif including SEQ ID NOS: 3, 5, 7, 18, 20, 22, 24, 26, 28, 30, 32, 34, 36, 38, 40, 42, 44 and/or 46, a fragment of AtPAP2 and having at least one structural and/or biological feature of AtPAP2; (iii) a polypeptide encoded by a nucleotide sequence that hybridizes under stringent conditions as defined herein to a nucleotide sequence encoding AtPAP2 (SEQ ID NO: 1) and/or other PAPs with a motif including SEQ ID NOS: 3, 5, 7, 18, 20, 22, 24, 26, 28, 30, 32, 34, 36, 38, 40, 42, 44 and/or 46, a fragment of AtPAP2 and having at least one structural and/or biological feature of AtPAP2. A polypeptide with similar structure to AtPAP2, or a fragment of AtPAP2, refers to a polypeptide that has a similar secondary, tertiary, or quaternary structure of AtPAP2, a fragment of AtPAP2 and has at least one functional feature of a AtPAP2, including one or more of ability to bind a $\text{Fe}^{3+}\text{-Me}^{2+}$ dimetal nuclear center and fold into or form a transmembrane-like C-terminal motif. The structure of a polypeptide can be determined by methods known to those skilled in the art, including but not limited to, X-ray crystallography, nuclear magnetic resonance, and crystallographic electron microscopy.

[0067] Those having skill in the art will readily recognized that mutations, deletions or insertions can be made in any of the sequences disclosed herein, including SEQ ID NOS: 1-8 and 18-47, without affecting function. Sequences useful in practicing the embodiments include sequences having homology to SEQ ID NOS: 1-8 and 18-47 and being a protein, polypeptide, or polynucleotide coding for such protein or peptide having functionality to bind a dimetal nuclear center ($\text{Fe}^{3+}\text{-Me}^{2+}$) and being a protein, polypeptide, or polynucleotide coding for such protein or peptide having a C-terminal motif. That is, those skilled in the art will recognize that many mutations can be made to any of SEQ ID NOS: 1-8 and 18-47 without affecting the catalytic functionality nor interrupting the transmembrane-like C-terminal motif. Such modified sequences that maintain catalytic activity and a transmembrane-like C-terminal motif are defined as homologues to SEQ ID NOS: 1-8 and 18-47 and are including within the scope of useful sequences.

[0068] In one embodiment, such homologues can have about 30% or more identity to the sequences disclosed herein. In another embodiment, such homologues can have about 40% or more identity to the sequences disclosed herein. In yet another embodiment, such homologues can have about 50% or more identity to the sequences disclosed herein. In still yet another embodiment, such homologues can have about 60% or more identity to the sequences disclosed herein. In even still yet another embodiment, such homologues can have about 70% or more identity to the sequences disclosed herein. In a further embodiment, such homologues can have about 80% or more identity to the sequences disclosed herein. In yet a still further embodiment, homologues can have about 90% or more identity to the sequences disclosed herein. In a still further embodiment, homologues can have about 98% or more identity to the sequences disclosed herein.

[0069] Those having skill in the art will recognize that mutations can be made to proteins and peptides and/or to polynucleotides coding for protein and peptides or complementary thereto that substitute amino acid residue for other amino acids residues having similar chemical properties (conservative substitutions) and that such mutations are less likely to cause structural changes that affect functionality including catalytic activity and/or the function of a transmembrane-like C-terminal motif. Conservatively substituting amino acids are substituting an amino acid residue belong to any of the following 11 chemical groups with another amino acid from the same chemical group: (1) acidic (negatively charged) amino acids such as aspartic acid and glutamic acid; (2) basic (positively charged) amino acids such as arginine, histidine, and lysine; (3) neutral polar amino acids such as glycine, serine, threonine, cysteine, tyrosine, asparagine, and glutamine; (4) neutral nonpolar (hydrophobic) amino acids such as alanine, leucine, isoleucine, valine, proline, phenylalanine, tryptophan, and methionine; (5) amino acids having aliphatic side chains such as glycine, alanine, valine, leucine, and isoleucine; (6) amino acids having aliphatic-hydroxyl side chains such as serine and threonine; (7) amino acids having amide-containing side chains such as asparagine and glutamine; (8) amino acids having aromatic side chains such as phenylalanine, tyrosine, and tryptophan; (9) amino acids having basic side chains such as lysine, arginine, and histidine; (10) amino acids having sulfur-containing side chains such as cysteine and methionine; (11); amino acids having similar geometry and hydrogen bonding patterns such as aspartic acid, asparagine, glutamic acid and glutamine.

[0070] In one embodiment, homologues can have about 30% or more identity and/or conservative substitutions to the sequences disclosed herein. In another embodiment, homologues can have about 40% or more identity and/or conservative substitutions to the sequences disclosed herein. In yet another embodiment, homologues can have about 50% or more identity and/or conservative substitutions to the sequences disclosed herein. In still yet another embodiment, homologues can have about 60% or more identity and/or conservative substitutions to the sequences disclosed herein. In a further embodiment, homologues can have about 70% or more identity and/or conservative substitutions to the sequences disclosed herein. In a still further embodiment, homologues can have about 80% or more identity and/or conservative substitutions to the sequences disclosed herein. In still another embodiment, homologues can have about 90% or more identity and/or conservative substitutions to the sequences disclosed herein. In still another further embodiment, homologues can have about 98% or more identity and/or conservative substitutions to the sequences disclosed herein.

[0071] Embodiments further provide isolated nucleic acid molecules which comprise or consist of one or more of at least about 25, at least about 30, at least about 35, at least about 40, at least about 45, at least about 100, at least about 150, at least about 200, at least about 250, at least about 300, at least about 350, at least about 400, at least about 450, at least about 500, at least about 550, at least about 600, at least about 650, at least about 700, at least about 750, at least about 800, at least about 850, at least about 900, at least about 950, at least about 1000, at least about 1050, at least about 1100, at least about 1150, at least about 1200, at least about 1250, at least about 1300, at least about 1350, from about 500 to about 2000, from about 1000 to about 2000, from about 200 to about 500, from about 500 to about 1000, from about 1000 to about 1500, and from about 1500 to about 2000 nucleotides of the nucleotide sequences of SEQ ID NOS: 1, 3, 5, 7, 18, 20, 22, 24, 26, 28, 30, 32, 34, 36, 38, 40, 42, 44 and 46, or a complement thereof encoding a protein or polypeptide having one or more activity of the amino acid sequences of their encoded proteins (SEQ ID NOS: 2, 4, 6, 8, 19, 21, 23, 25, 27, 29, 31, 33, 35, 37, 39, 41, 43, 45 and 47). The activity includes one or more of antigenicity, immunogenicity, catalytic activity (e.g., phosphatase activity), ability to bind a Fe^{3+} - Me^{2+} dimetal nuclear center, fold into or form a transmembrane-like C-terminal motif, and other activities readily assayable.

[0072] Embodiments provide isolated polypeptides or proteins consisting of an amino acid sequence that contains one of about 5, at least about 10, at least about 15, at least about 20, at least about 25, at least about 30, at least about 35, at least about 40, at least about 45, at least about 50, at least about 55, at least about 60, at least about 65, at least about 70, at least about 75, at least about 80, at least about 90, at least about 100, at least about 120, at least about 140, at least about 160, at least about 180, at least about 200, at least about 220, at least about 240, at least about 260, at least about 280, at least about 300, at least about 320, at least about 340, at least about 360, from about 250 to about 660, from about 350 to about 660, from about 450 to about 660, and from about 550 to about 660 amino acid bases in length of the relevant protein or polypeptide and having at least one functional feature of the protein or polypeptide, such functional features including ability to bind a Fe^{3+} - Me^{2+} dimetal nuclear center and form a transmembrane-like C-terminal motif.

[0073] Additional embodiments are any of the phosphatases and homologues thereof with the identity and/or conservative substitutions to SEQ ID NOS: 1-8 and 18-47 described above that additionally consist of a protein, polypeptide, or polynucleotide encoding a protein having the five conserved motifs in purple acid phosphatases, including XDXX, XDXXY, GNH(D/E), XXXH, XHXH, where X is any amino acid. In one embodiment, the described phosphatases and homologues thereof consist of a protein, polypeptide, or polynucleotide encoding one of the sequences YHVCIGNHEYDF (SEQ ID NO: 54) and YHVCIGNHEYDW (SEQ ID NO: 55). In one embodiment, the described phosphatases and homologues thereof consist of a protein, polypeptide, or polynucleotide encoding a sequence of amino acid residues having one of the sequences YHVCIGNHEYD(W/F) (SEQ ID NO: 54) and YHVCIGNHEYN(W/F) (SEQ ID NO: 55) or a protein, polypeptide, or polynucleotide encoding a homologue to one of the foregoing sequences with only conservative substitutions, as described above, to those sequences. In yet another embodiment, the described phosphatases and homologues thereof consist of a protein, polypeptide, or polynucleotide encoding a sequence of amino acid residues having one of the sequences GNHE (SEQ ID NO: 51) and GNHD (SEQ ID NO: 50). In still yet another embodiment, the described phosphatases and homologues thereof consist of a protein, polypeptide, or polynucleotide encoding a sequence of amino acid residues having one of the sequences GNHE (SEQ ID NO: 51) and GNHD (SEQ ID NO: 50) or a protein, polypeptide, or polynucleotide encoding a protein having a homologous sequence to one of the foregoing sequences SEQ ID NOS: 50-51 with only conservative substitutions.

[0074] Additional embodiments are any of the phosphatases and homologues thereof with the identity and/or conservative substitutions to SEQ ID NOS: 1-8 and 18-47 described above that additionally consist of a protein, polypeptide, or polynucleotide encoding a sequence having at least about 70% or more identity and/or conservative substitutions to amino acid residues 302-315 of SEQ ID NO: 2 when such sequence is aligned with SEQ ID NO: 2. In another embodiment, the described phosphatases and homologues thereof consist of a protein, polypeptide, or polynucleotide encoding a protein having about 80% or more identity and/or conservative substitutions to amino acid residues 302-315 of SEQ ID NO: 2 when such sequence is aligned with SEQ ID NO: 2. In another embodiment, the described phosphatases and homologues consist of a protein, polypeptide, or polynucleotide encoding a sequence of amino acid residues having at least about 70% or more identity to the sequence HIGDISYARGYSW (SEQ ID NO: 56). In another embodiment, the described phosphatases and homologues thereof consist of a protein, polypeptide, or polynucleotide encoding a sequence of amino acid residues having the sequence HIGDISYARGYSW (SEQ ID NO: 56) or a protein, polypeptide, or polynucleotide encoding a protein having a homologous sequence to the foregoing sequences with only conservative substitutions, as described above, to those sequences.

[0075] In another embodiment, the described phosphatases and homologues thereof consist of a protein, polypeptide, or polynucleotide encoding a sequence of amino acid residues having at least about 70% or more identity to the sequences KEKLTVSFVGNHDGEVHD (SEQ ID NO: 57), KERLTL-SYVGNHDGEVHD (SEQ ID NO: 58), REKLTLYVGNHDGQVHD (SEQ ID NO: 59), and KEKLTLYIGN-

HDGQVHD (SEQ ID NO: 60). In still yet another embodiment, the described phosphatases and homologues thereof consist of a protein, polypeptide, or polynucleotide encoding a sequence of amino acid residues having one or more of the sequences KEKLTVSFVGNHDGEVHD (SEQ ID NO: 57), KERLTLVSYVGNHDGEVHD (SEQ ID NO: 58), REKLTLYVGNHDGQVHD (SEQ ID NO: 59), and KEKLTLYIGNHDGQVHD (SEQ ID NO: 60) or a protein, polypeptide, or polynucleotide encoding a protein having a homologous sequence to one of the foregoing sequences with only conservative substitutions, as described above, to those sequences.

[0076] In a further embodiment, the described phosphatases and homologues thereof consist of a protein, polypeptide, or polynucleotide encoding a sequence of amino acid residues having the sequence (F/Y)(V/I)GNHDGXXH (SEQ ID NOS: 61-64), where the first residue of the sequence can be F or Y and the second residue of the sequence can be V or I. In a still further embodiment, the described phosphatases and homologues thereof consist of a protein, polypeptide, or polynucleotide encoding a sequence of amino acid residues having the sequence (F/Y)(V/I)GNHDGXXH (SEQ ID NOS: 61-64), where the first residue of the sequence can be F or Y and the second residue of the sequence can be V or I, or a protein, polypeptide, or polynucleotide encoding a protein having a homologous sequence to the foregoing sequence with only conservative substitutions, as described above, to the foregoing sequence. In a yet still further embodiment, the described phosphatases and homologues thereof consist of a protein, polypeptide, or polynucleotide encoding a sequence of amino acid residues having the sequence (F/Y)(V/I)GNHDGXXH (SEQ ID NOS: 61-64), where the first residue of the sequence can be F or Y and the second residue of the sequence can be V or I, or a protein, polypeptide, or polynucleotide encoding a protein having a homologous sequence having at least about 70% identity and/or conservative substitution, as described above, to the foregoing sequence.

[0077] In one embodiment, the described phosphatases and homologues thereof consist of a protein, polypeptide, or polynucleotide encoding a sequence of amino acid residues having at least about 60% or more identity and/or conservative substitutions to amino acid residues 614-636 of SEQ ID NO: 2 (SEQ ID NO: 65) and/or having at least about 60% or more identity and/or conservative substitutions to the sequence of 23 amino acid residues of SEQ ID NOS: 4, 6, 8, 19, 21, 23, 25, 27, 29, 31, 33 and 47 aligned with residues 614-636 of SEQ ID NO: 2 (SEQ ID NO: 65), and where amino acid residues aligned with amino acid residues 614-636 of SEQ ID NO: 2 are predicted to form a transmembrane-like C-terminal motif by TMHMM analysis (<http://www.cbs.dtu.dk/services/TMHMM/>). In one embodiment, the described phosphatases and homologues thereof consist of a protein, polypeptide, or polynucleotide encoding a sequence of amino acid residues having at least about 70% or more identity and/or conservative substitutions to amino acid residues 614-636 of SEQ ID NO: 2 (SEQ ID NO: 65) and/or having at least about 60% or more identity and/or conservative substitutions to the sequence of 23 amino acid residues of SEQ ID NOS: 4, 6, 8, 19, 21, 23, 25, 27, 29, 31, 33 and 47 aligned with residues 614-636 of SEQ ID NO: 2 (SEQ ID NO: 65), and where amino acid residues aligned with amino acid residues 614-636 of SEQ ID NO: 2 (SEQ ID NO: 65) are predicted to form a transmembrane-like C-terminal motif by TMHMM analysis (<http://www.cbs.dtu.dk/services/TMHMM/>). In one embodiment, the described

phosphatases and homologues thereof consist of a protein, polypeptide, or polynucleotide encoding a sequence of amino acid residues having at least about 80% or more identity and/or conservative substitutions to amino acid residues 614-636 of SEQ ID NO: 2 and/or having at least about 60% or more identity and/or conservative substitutions to the sequence of 23 amino acid residues of SEQ ID NOS: 4, 6, 8, 19, 21, 23, 25, 27, 29, 31, 33 and 47 aligned with residues 614-636 of SEQ ID NO: 2 (SEQ ID NO: 65), and where amino acid residues aligned with amino acid residues 614-636 of SEQ ID NO: 2 (SEQ ID NO: 65) are predicted to form a transmembrane-like C-terminal motif by TMHMM analysis (<http://www.cbs.dtu.dk/services/TMHMM/>). In one embodiment, the described phosphatases and homologues thereof consist of a protein, polypeptide, or polynucleotide encoding a sequence of amino acid residues having at least about 90% or more identity and/or conservative substitutions to amino acid residues 614-636 of SEQ ID NO: 2 and/or having at least about 90% or more identity and/or conservative substitutions to the sequence of 23 amino acid residues of SEQ ID NOS: 4, 6, 8, 19, 21, 23, 25, 27, 29, 31, 33 and 47 aligned with residues 614-636 of SEQ ID NO: 2, and where amino acid residues aligned with amino acid residues 614-636 of SEQ ID NO: 2 are predicted to form a transmembrane-like C-terminal motif by TMHMM analysis (<http://www.cbs.dtu.dk/services/TMHMM/>).

[0078] In one embodiment, the described phosphatases or phosphatase genes consist of a protein, polypeptide, or polynucleotide encoding the sequence (L/M/V)-(L/MN)-Z-(G/A)-(V/A/L)-Z-Z-G-(F/Y)-X-Z-G (SEQ ID NO: 66), where Z is any of the hydrophobic residues L, I, V, F, and M. In another embodiment, the described phosphatase or phosphatase genes consist of a protein, polypeptide, or polynucleotide encoding the sequence (L/M/V)-(L/MN)-Z-(G/A)-(V/A/L)-Z-Z-G-(F/Y)-X-Z-G (SEQ ID NO: 66), or a protein, polypeptide, or polynucleotide encoding a sequence having at least 70% identity and/or conservative substitution to the foregoing sequence.

[0079] Embodiments also encompass derivatives of the disclosed polypeptides. For example, but not by way of limitation, derivatives may include peptides or proteins that have been modified, e.g., by glycosylation, acetylation, pegylation, phosphorylation, amidation, derivatization by known protecting/blocking groups, proteolytic cleavage, linkage to a cellular ligand or other protein, etc. Any of numerous chemical modifications may be carried out by known techniques, including, but not limited to, specific chemical cleavage, acetylation, formylation, etc. Additionally, the derivative may contain one or more non-classical amino acids.

[0080] In another aspect, an isolated nucleic acid molecule encodes a variant of a polypeptide in which the amino acid sequences have been modified by genetic engineering so that biological activities of the polypeptides are either enhanced or reduced, or the local structures thereof are changed without significantly altering the biological activities. In one aspect, these variants can act as either agonists or as antagonists. An agonist can retain substantially the same or a portion of the biological activities of the polypeptides and an antagonist can inhibit one or more of the activities of the polypeptides. Such modifications include amino acid substitution, deletion, and/or insertion. Amino acid modifications can be made by any method known in the art and various methods are available to and routine for those skilled in the art.

[0081] For example, mutagenesis may be performed in accordance with any of the techniques known in the art including, but not limited to, synthesizing an oligonucleotide having one or more modifications within the sequence of a given polypeptide to be modified. Site-specific mutagenesis can be conducted using specific oligonucleotide sequences which encode the nucleotide sequence containing the desired mutations in addition to a sufficient number of adjacent nucleotides in the polypeptide. Such oligonucleotides can serve as primers which can form a stable duplex on both sides of the deletion junction being traversed. Typically, a primer of about 15 to about 75 nucleotides or more in length is preferred, with about 10 to about 25 or more residues on both sides of the junction of the sequence being altered. A number of such primers introducing a variety of different mutations at one or more positions can be used to generate a library of mutants.

[0082] The technique of site-specific mutagenesis is well known in the art, as described in various publications (e.g., Kunkel et al., *Methods Enzymol.*, 154:367-82, 1987, which is hereby incorporated by reference in its entirety). In general, site-directed mutagenesis is performed by first obtaining a single-stranded vector or melting apart of two strands of a double stranded vector which includes within its sequence a DNA sequence which encodes the desired peptide. An oligonucleotide primer bearing the desired mutated sequence is prepared, generally synthetically. This primer is then annealed with the single-stranded vector, and subjected to DNA polymerizing enzymes such as T7 DNA polymerase, in order to complete the synthesis of the mutation-bearing strand. Thus, a heteroduplex is formed wherein one strand encodes the original non-mutated sequence and the second strand bears the desired mutation. This heteroduplex vector is then used to transform or transfect appropriate cells, such as *E. coli* cells, and clones are selected which include recombinant vectors bearing the mutated sequence arrangement. As will be appreciated, the technique typically employs a phage vector which exists in both a single stranded and double stranded form. Typical vectors useful in site-directed mutagenesis include vectors such as the M13 phage. These phages are readily commercially available and their use is generally well known to those skilled in the art. Double stranded plasmids are also routinely employed in site directed mutagenesis which eliminates the step of transferring the gene of interest from a plasmid to a phage.

[0083] Alternatively, the use of PCR with commercially available thermostable enzymes such as Taq DNA polymerase may be used to incorporate a mutagenic oligonucleotide primer into an amplified DNA fragment that can then be cloned into an appropriate cloning or expression vector. See, e.g., Tomic et al., *Nucleic Acids Res.*, 18(6):1656, 1987, and Uppender et al., *Biotechniques*, 18(1):29-30, 32, 1995, for PCR-mediated mutagenesis procedures, which are hereby incorporated in their entireties. PCR employing a thermostable ligase in addition to a thermostable polymerase may also be used to incorporate a phosphorylated mutagenic oligonucleotide into an amplified DNA fragment that may then be cloned into an appropriate cloning or expression vector (see e.g., Michael, *Biotechniques*, 16(3):410-2, 1994, which is hereby incorporated by reference in its entirety).

[0084] Other methods known to those skilled in art of producing sequence variants of a given polypeptide or a fragment thereof can be used. For example, recombinant vectors encoding the amino acid sequence of the polypeptide or a

fragment thereof may be treated with mutagenic agents, such as hydroxylamine, to obtain sequence variants.

[0085] Optionally, the amino acid residues to be modified are surface exposed residues. Additionally, in making amino acid substitutions, preferably the amino acid residue to be substituted is a conservative amino acid substitution, for example, a polar residue is substituted with a polar residue, a hydrophilic residue with a hydrophilic residue, hydrophobic residue with a hydrophobic residue, a positively charged residue with a positively charged residue, or a negatively charged residue with a negatively charged residue. Moreover, the amino acid residue that can be modified is not highly or completely conserved across strains or species and/or is critical to maintain the biological activities of the protein.

[0086] Accordingly, included in the scope of the disclosure are nucleic acid molecules encoding a polypeptide of the invention that contains amino acid modifications that are not critical to its biological activity.

[0087] 5.3 Fusion Proteins

[0088] The present disclosure further encompasses fusion proteins in which the polypeptides or fragments thereof, are recombinantly fused or chemically conjugated (e.g., covalent and non-covalent conjugations) to heterologous polypeptides (i.e., an unrelated polypeptide or portion thereof, preferably at least 10, at least 20, at least 30, at least 40, at least 50, at least 60, at least 70, at least 80, at least 90 or at least 100 amino acids of the polypeptide) to generate fusion proteins. The fusion can be direct, but may occur through linker sequences.

[0089] In one aspect, the fusion protein comprises a polypeptide which is fused to a heterologous signal sequence at its N-terminus. For example, the signal sequence naturally found in the polypeptide can be replaced by a signal sequence which is derived from a heterologous origin. Various signal sequences are commercially available.

[0090] In another embodiment, a polypeptide can be fused to tag sequences, e.g., a hexa-histidine peptide, among others, many of which are commercially available. As described in Gentz et al., 1989, *Proc. Natl. Acad. Sci. USA*, 86:821-824, for instance, hexa-histidine provides for convenient purification of the fusion protein. Other examples of peptide tags are the hemagglutinin "HA" tag, which corresponds to an epitope derived from the influenza hemagglutinin protein (Wilson et al., 1984, *Cell*, 37:767) and the "flag" tag (Knappik et al., 1994, *Biotechniques*, 17(4):754-761). These tags are especially useful for purification of recombinantly produced polypeptides.

[0091] Fusion proteins can be produced by standard recombinant DNA techniques or by protein synthetic techniques, e.g., by use of a DNA synthesizer. For example, a nucleic acid molecule encoding a fusion protein can be synthesized by conventional techniques including automated DNA synthesizers. Alternatively, PCR amplification of gene fragments can be carried out using anchor primers which give rise to complementary overhangs between two consecutive gene fragments which can subsequently be annealed and reamplified to generate a chimeric gene sequence (see, e.g., *Current Protocols in Molecular Biology*, Ausubel et al., eds., John Wiley & Sons, 1992).

[0092] The nucleotide sequence coding for a fusion protein can be inserted into an appropriate expression vector, i.e., a vector which contains the necessary elements for the transcription and translation of the inserted protein-coding sequence.

[0093] In a specific embodiment, the expression of a fusion protein is regulated by an inducible promoter.

[0094] 5.4 Preparation of Transgenic Plants

[0095] Carbon flow is a key process in plant biology and high energy carbon molecules (e.g. glucose) were harvested by plant through photosynthesis. The carbon molecules were then converted into more complicated carbohydrate molecules such as starch, cellulose, etc. Cellulose is the major component of cell wall and starch is the major storage form of glucose in plant cells and plant seeds. Therefore, the efficiency and/or the equilibrium of the carbon flow process become a limiting factor for plant growth and crop yield.

[0096] The present disclosure is based upon the discovery that overexpression of a membrane-bound phosphatase can enhance the growth performance of plants by altering its carbon metabolism, as indicated by, for example, a faster growth rate, a higher sugar contents, and a higher seed yield.

[0097] In an embodiment, the present disclosure provides a transgenic plant containing a nucleic acid molecule that encodes and expresses a phosphatase having a C-terminal transmembrane-like domain. The transgenic plants disclosed herein have faster growth rate, and higher seed yield to comparable unengineered plants i.e. same species (strain). In a specific embodiment, such a phosphatase is from a plant species having a phosphatase activity and a C-terminal motif. In another embodiment, a transgenic plant disclosed herein comprises a nucleic acid molecule encoding phosphatase and expresses AtPAP2 (SEQ ID NO: 2) and/or other PAPs with a C-terminal motif including one or more of SEQ ID NOS: 4, 6, 8, 19, 21, 23, 25, 27, 29, 31, 33, 35, 37, 39, 41, 43, 45 and 47. In another embodiment, the phosphatase is expressed on cellular membrane, for example, the ER or the Golgi apparatus. Such a membrane expression of a phosphatase in plants can be achieved by fusing onto the C-terminus with a nucleotide sequence encoding a C-terminal motif peptide which can efficiently attach the phosphatase upon translation thereof from the cells of a given plant. Accordingly, in another embodiment, a transgenic plant comprises a nucleic acid molecule encoding phosphatase and expresses AtPAP2 (SEQ ID NO: 2) and/or other PAPs with a C-terminal motif including SEQ ID NOS: 4, 6, 8, 19, 21, 23, 25, 27, 29, 31, 33, 35, 37, 39, 41, 43, 45 and 47, except that all or a portion, particularly an N-terminal portion, of amino acid residues 1 to 80, preferably all or a portion of amino acid residues 1 to 30, of SEQ ID NO: 2 or all or a portion, particularly an N-terminal portion, of amino acid residues 1 to 80, preferably all or a portion of amino acid residues 1 to 30, of SEQ ID NOS: 4, 6, 8, 19, 21, 23, 25, 27, 29, 31, 33, 35, 37, 39, 41, 43, 45 or 47, are replaced by a heterologous plant signal peptide by genetic engineering. In such a transgenic plant, the phosphatases are directed to various organelles/compartments of the cells. In another embodiment, a transgenic plant comprises a nucleic acid molecule encoding phosphatase and expresses homologues, derivatives, and/or fragments thereof having at least one functional feature and/or structural feature of a phosphatase polypeptide. In all embodiments where all or a portion of the N-terminal portion of SEQ ID NOS: 4, 6, 8, 19, 21, 23, 25, 27, 29, 31, 33, 35, 37, 39, 41, 43, 45 and/or 47 are replaced, the embodiments include homologues to such sequences, as described above, having at least one functional feature and/or structural feature of a phosphatase polypeptide. In yet another embodiment, a transgenic plant comprises a nucleic acid molecule that hybridizes under stringent conditions, as defined herein, to a nucleic acid molecule having the sequence of SEQ

ID NOS: 1, 3, 5, 7, 18, 20, 22, 24, 26, 28, 30, 32, 34, 36, 38, 40, 42, 44 or 46, or a complement thereof, and encodes a protein or polypeptide that exhibits at least one structural and/or functional feature of the disclosed phosphatase polypeptides. Specifically, the production of transgenic plant that overexpressed a membrane-bound phosphatase, which contributes to improving plant physiology, such as plant growth rate and characteristics, for example, in seed yield, is provided.

[0098] Accordingly, also provided are chimeric gene constructs for genetic modification of plants to increase their growth rate and improve the yield. The chimeric gene constructs comprise a sequence that encodes substantially solely for a phosphatase enzyme that carry a C-terminal transmembrane-like motif. Such a phosphatase enzyme can be derived from the purple acid phosphatase family. In a specific embodiment, the chimeric gene constructs comprise a nucleic acid having the sequence of SEQ ID NOS: 1, 3, 5, 7, 18, 20, 22, 24, 26, 28, 30, 32, 34, 36, 38, 40, 42, 44 or 46. In another embodiment, the chimeric gene constructs comprise a nucleic acid molecule that encodes a homologue or fragment thereof having at least one functional feature and/or structural feature of a phosphatase polypeptide. In another specific embodiment, the chimeric gene constructs comprise a sequence that hybridizes under stringent conditions, as defined herein, to a nucleic acid having the sequence of SEQ ID NOS: 1, 3, 5, 7, 18, 20, 22, 24, 26, 28, 30, 32, 34, 36, 38, 40, 42, 44 or 46, or a complement thereof, wherein the sequence encodes a protein or a polypeptide that exhibits at least one structural and/or functional feature of the phosphatase polypeptides. Furthermore, the phosphatases encoded by the nucleic acid molecules contained in the chimeric gene constructs can be any other phosphatases that have similar structural characteristics, such as having a C-terminal transmembrane-like motif, to those of the phosphatases described herein. Such phosphatase include, but not limited to, the following polypeptides: Purple acid phosphatases from *Zea mays* (Accession No: ACG47621); and *Oryza sativa* (Accession No: BAC15853.1).

[0099] The phosphatase-coding sequence is operatively linked to upstream and downstream regulatory components, preferably heterologous to the phosphatase sequence; for example CMV 35S promoter, which acts to cause expression of the gene (production of the enzyme) in plant cells (see Section 6.2). When a construct containing a gene for a phosphatase according to this disclosure, is introduced into plant cells by a conventional transformation method, such as microparticle bombardment, *Agrobacterium* infection, or microinjection, the gene is expressed in the cells under the control of the regulatory sequences. The expressed phosphatase successfully interacts with the biosynthetic machinery that is naturally present in the plant cells to alter the carbon metabolism. By altering the carbon metabolism, the method described herein also favors the growth rate of the plant, resulting in faster growth rate and higher yield. Thus, the time required for the maturation of the plant and the time required for flowering is shortened. Also provided are methods for increasing growth rate and yield of plants, comprising the step of inserting into such plant cells or the cells of such whole plants a chimeric gene construct.

[0100] In specific embodiments, *Arabidopsis* (see Section 6) was adopted as the model system. An overexpression construct the gene coding for phosphatase were introduced into *Arabidopsis*.

[0101] In an embodiment, the phosphatase from *Arabidopsis* is used. The results obtained with this disclosure indicate that the growth rate and the seed yield of transgenic *Arabidopsis* were enhanced by overexpressing this gene (see Section 6.5 and FIG. 8 and Table 3).

[0102] While any plant species can be modified using the expression cassette and methods described herein, preferably included without limitation are species from the following genera with representative species in parentheses:

[0103] Monocots: genera *Asparagus* (asparagus), *Bromus* (cheatgrass), *Hemerocallis* (daylily), *Hordeum* (barley), *Lolium* (ryegrass), *Oryza* (rice), *Panicum* (Switchgrass), *Penisetum* (fountaingrass), *Saccharum* (Sugar cane), *Sorghum*, *Trigonella* (fenu grass), *Triticum* (wheat), *Zea* (corn); and

[0104] Dicots: genera *Antirrhinum* (flower sp.), *Arabidopsis* (thaliana), *Arachis* (peanut), *Atropa* (deadly nightshade), *Brassica* (rapeseed), *Browallia*, *Capsicum* (pepper), *Carthamus* (safflower), *Cichorium* (chicory), *Citrus* (orange, lemon), *Chrysanthemum*, *Cucumis* (cucumber), *Datura* (thorn apple), *Daucus* (carrot), *Digitalis* (foxglove), *Fragaria* (strawberry), *Geranium* (flower sp.), *Glycine* (soybean), *Helianthus* (sunflower), *Hyscayamus*, *Ipomoea* (morning glory), *Latua* (lettuce), *Linum* (linseed), *Lotus* (flower sp.), *Lycopersicon* (tomato), *Majorana*, *Malva* (cotton), *Manihot*, *Medicago* (alfalfa), *Nemesia*, *Nicotiana* (tobacco), *Onobrychis*, *Pelargonium* (citrosa), *Petunia* (flower sp.), *Ranunculus* (flower sp.), *Raphanus* (radishes), *Salpiglossis*, *Senecio* (flower sp.), *Sinapis* (albae semen), *Solanum* (potato), *Trifolium* (clovers), *Vigna* (mungbean, faba bean), *Vitis* (grape).

[0105] Genetic engineering of plants can be achieved in several ways. The most common method is *Agrobacterium*-mediated transformation. In this method, *A. tumefaciens*, which in nature infects plants by inserting tumor causing genes into a plant's genome, is altered. Selected genes are engineered into the T-DNA of the bacterial Ti (tumor-inducing) plasmid of *A. tumefaciens* in laboratory conditions so that they become integrated into the plant chromosomes when the T-DNA is transferred to the plant by the bacteria's own internal transfer mechanisms. The only essential parts of the T-DNA are its two small (25 base pair) border repeats, at least one of which is needed for plant transformation. The bacterial genes encoding for plant hormones that promote tumor growth are excised from the T-DNA and replaced with a sequence of DNA that typically contains: a selectable marker (e.g. an antibiotic-resistance gene; usually kanamycin resistance), a restriction site—a site with a specific sequence of nucleotides where a restriction enzyme will cut the DNA, and the desired genes to be incorporated into the plant (B. Tinland, 1996. The integration of T-DNA into plant genomes. Trends in Plant Science 1, 178-184; D. Grierson (ed.) 1991. Plant Genetic Engineering. Blackie, Glasgow). *Agrobacterium* can be added to plant protoplasts (plant cells with cell walls removed) in culture, that are then allowed to regenerate cell walls at which point non-transformed plants are killed with antibiotics for which the transformed plants have been given resistance genes. Plantlets are then regenerated from the surviving transformed cells using standard plant tissue culture techniques. In an alternative technique, sterile disks or fragments of vegetative portions of plants are placed in liquid culture medium with *Agrobacterium*, then hormones are used to induce rooting thereby regenerate plantlets which are grown on selection media. A third technique for delivering genes is possible for some plants such as *Arabidopsis* where the *Agrobacterium* or even "naked" DNA can be infused

through the seed coat to cause transformation (Clough S J and Bent A F, 1998. Floral dip: a simplified method for *Agrobacterium*-mediated transformation of *Arabidopsis thaliana*. Plant J 16:735-43).

[0106] The biolistic method for genetic engineering of plants was developed more recently and is becoming more widely employed. In this method, very small particles (microprojectiles) of tungsten or gold coated with biologically active DNA are propelled at high-velocities into plant cells using an electrostatic pulse, air pressure, or gunpowder percussion. As the particles pass through the cell, the DNA dissolves and can then integrate into the genome of that cell and its progeny. It has been demonstrated this method can produce stable transformants (Christou, P., et al., 1988. Stable transformation of soybean callus by DNA-coated gold particles, *Plant Physiology* 87:671-674). The method can be practiced on whole plants and is particularly effective on meristematic tissue. It is also capable of delivering DNA either to the nucleus or into mitochondria (Johnston, S. A., et al., 1988. Mitochondrial transformation in yeast by bombardment with microprojectiles (Science 240, 1538-41) and chloroplasts (Svab, Z., et al., 1990, Stable transformation of plastids in higher plants, *Proc Natl Acad. Sci. USA* 87, 8526-8530).

[0107] The electroporation method of plant genetic engineering has met with less success. In this technique, protoplasts in culture take up pure DNA when treated with certain membrane-active agents or with electroporation, a rapid pulse of high-voltage direct current. Once the DNA has entered the protoplast it can be integrated into the cells genome. Standard tissue culture techniques are then used to regenerate transgenic plants.

[0108] The microinjection method of plant genetic engineering is perhaps the most difficult. In this method, DNA is microinjected into target plant cells using very thin glass needles in a method similar to that used with animals. The technique is laborious, ineffective, and impractical for generating large numbers of transgenic plants.

[0109] The method chosen for genetically engineering plants is most often dependent on the targeted plant species and which methods have been proven effective therein.

[0110] 5.5 Preparation of Antibodies

[0111] Antibodies which specifically recognize one of the described phosphatase polypeptides or fragments thereof can be used for detecting, screening, and isolating the polypeptide of the invention or fragments thereof, or similar sequences that might encode similar enzymes from the other organisms. For example, in one specific embodiment, an antibody which immunospecifically binds AtPAP2 or fragments thereof can be used for various in vitro detection assays, including enzyme-linked immunosorbent assays (ELISA), radioimmunoassays, Western blot, etc., for the detection of the polypeptide of the invention or fragments, derivatives, homologues, or variants thereof, or similar molecules having the similar enzymatic activities as the phosphatase polypeptides, in samples, for example, a biological material, including plant cells, plants, food, drinks, or any materials derived from plants.

[0112] Antibodies specific for the described phosphatase polypeptides can be generated by any suitable method known in the art. Polyclonal antibodies to an antigen-of-interest can be produced by various procedures well known in the art. For example, an antigen derived from the phosphatase polypeptide can be administered to various host animals including,

but not limited to, rabbits, mice, rats, etc., to induce the production of antisera containing polyclonal antibodies specific for the antigen. Various adjuvants may be used to increase the immunological response, depending on the host species, and include but are not limited to, Freund's (complete and incomplete) adjuvant, mineral gels such as aluminum hydroxide, surface active substances such as lysolecithin, pluronic polyols, polyanions, peptides, oil emulsions, keyhole limpet hemocyanins, dinitrophenol, and potentially useful adjuvants for humans such as BCG (*Bacille Calmette-Guerin*) and *Corynebacterium parvum*. Such adjuvants are also well known in the art.

[0113] Monoclonal antibodies can be prepared using a wide variety of techniques known in the art including the use of hybridoma, recombinant, and phage display technologies, or a combination thereof. For example, monoclonal antibodies can be produced using hybridoma techniques including those known in the art and taught, for example, in Harlow et al., *Antibodies: A Laboratory Manual*, (Cold Spring Harbor Laboratory Press, 2nd ed. 1988); Hammerling, et al., in: *Monoclonal Antibodies and T-Cell Hybridomas*, pp. 563-681 (Elsevier, N.Y., 1981) (both of which are incorporated by reference in their entireties). The term "monoclonal antibody" as used herein is not limited to antibodies produced through hybridoma technology. The term "monoclonal antibody" refers to an antibody that is derived from a single clone, including any eukaryotic, prokaryotic, or phage clone, and not the method by which it is produced.

[0114] Methods for producing and screening for specific antibodies using hybridoma technology are routine and well known in the art. In a non-limiting example, mice can be immunized with an antigen of interest or a cell expressing such an antigen. Once an immune response is detected, e.g., antibodies specific for the antigen are detected in the mouse serum, the mouse spleen is harvested and splenocytes isolated. The splenocytes are then fused by well known techniques to any suitable myeloma cells. Hybridomas are selected and cloned by limiting dilution. The hybridoma clones are then assayed by methods known in the art for cells that secrete antibodies capable of binding the antigen. Ascites fluid, which generally contains high levels of antibodies, can be generated by inoculating mice intraperitoneally with positive hybridoma clones.

[0115] Antibody fragments which recognize specific epitopes may be generated by known techniques. For example, Fab and F(ab')₂ fragments may be produced by proteolytic cleavage of immunoglobulin molecules, using enzymes such as papain (to produce Fab fragments) or pepsin (to produce F(ab')₂ fragments). F(ab')₂ fragments contain the complete light chain, and the variable region, the CH1 region and the hinge region of the heavy chain.

[0116] The antibodies or fragments thereof can be also produced by any method known in the art for the synthesis of antibodies, in particular, by chemical synthesis or preferably, by recombinant expression techniques.

[0117] The nucleotide sequence encoding an antibody may be obtained from any information available to those skilled in the art (i.e., from Genbank, the literature, or by routine cloning). If a clone containing a nucleic acid encoding a particular antibody or an epitope-binding fragment thereof is not available, but the sequence of the antibody molecule or epitope-binding fragment thereof is known, a nucleic acid encoding the immunoglobulin may be chemically synthesized or obtained from a suitable source (e.g., an antibody cDNA

library, or a cDNA library generated from, or nucleic acid, preferably poly A+ RNA, isolated from any tissue or cells expressing the antibody, such as hybridoma cells selected to express an antibody) by PCR amplification using synthetic primers hybridizable to the 3' and 5' ends of the sequence or by cloning using an oligonucleotide probe specific for the particular gene sequence to identify, e.g., a cDNA clone from a cDNA library that encodes the antibody. Amplified nucleic acids generated by PCR may then be cloned into replicable cloning vectors using any method well known in the art.

[0118] Once the nucleotide sequence of the antibody is determined, the nucleotide sequence of the antibody may be manipulated using methods well known in the art for the manipulation of nucleotide sequences, e.g., recombinant DNA techniques, site directed mutagenesis, PCR, etc. (see, for example, the techniques described in Sambrook et al., supra; and Ausubel et al., eds., 1998, *Current Protocols in Molecular Biology*, John Wiley & Sons, NY, which are both incorporated by reference herein in their entireties), to generate antibodies having a different amino acid sequence by, for example, introducing amino acid substitutions, deletions, and/or insertions into the epitope-binding domain regions of the antibodies or any portion of antibodies which may enhance or reduce biological activities of the antibodies.

[0119] Recombinant expression of an antibody requires construction of an expression vector containing a nucleotide sequence that encodes the antibody. Once a nucleotide sequence encoding an antibody molecule or a heavy or light chain of an antibody, or portion thereof has been obtained, the vector for the production of the antibody molecule may be produced by recombinant DNA technology using techniques well known in the art as discussed in the previous sections. Methods which are well known to those skilled in the art can be used to construct expression vectors containing antibody coding sequences and appropriate transcriptional and translational control signals. These methods include, for example, in vitro recombinant DNA techniques, synthetic techniques, and in vivo genetic recombination. The nucleotide sequence encoding the heavy-chain variable region, light-chain variable region, both the heavy-chain and light-chain variable regions, an epitope-binding fragment of the heavy- and/or light-chain variable region, or one or more complementarity determining regions (CDRs) of an antibody may be cloned into such a vector for expression. Thus-prepared expression vector can be then introduced into appropriate host cells for the expression of the antibody. Accordingly, embodiments include host cells containing a polynucleotide encoding an antibody specific for the disclosed phosphatase polypeptides or fragments thereof.

[0120] The host cell can be co-transfected with two expression vectors, the first vector encoding a heavy chain derived polypeptide and the second vector encoding a light chain derived polypeptide. The two vectors may contain identical selectable markers which enable equal expression of heavy and light chain polypeptides or different selectable markers to ensure maintenance of both plasmids. Alternatively, a single vector may be used which encodes, and is capable of expressing, both heavy and light chain polypeptides. In such situations, the light chain should be placed before the heavy chain to avoid an excess of toxic free heavy chain (Proudfoot, 1986, *Nature*, 322:52; and Kohler, 1980, *Proc. Natl. Acad. Sci. USA*, 77:2197). The coding sequences for the heavy and light chains may comprise cDNA or genomic DNA.

[0121] In another embodiment, antibodies can also be generated using various phage display methods known in the art. In phage display methods, functional antibody domains are displayed on the surface of phage particles which carry the polynucleotide sequences encoding them. In a particular embodiment, such phage can be utilized to display antigen binding domains, such as Fab and Fv or disulfide-bond stabilized Fvs, expressed from a repertoire or combinatorial antibody library (e.g., human or murine). Phage expressing an antigen binding domain that binds the antigen of interest can be selected or identified with antigen, e.g., using labeled antigen or antigen bound or captured to a solid surface or bead. Phages used in these methods are typically filamentous phage, including fd and M13. The antigen binding domains are expressed as a recombinantly fused protein to either the phage gene III or gene VIII protein. Examples of phage display methods that can be used to make the immunoglobulins, or fragments thereof, include those disclosed in Brinkman et al., 1995, *J. Immunol. Methods* 182:41-50; Ames et al., 1995, *J. Immunol. Methods* 184:177-186; Kettleborough et al., 1994, *Eur. J. Immunol.*, 24:952-958; Persic et al., 1997, *Gene*, 187:9-18; Burton et al., 1994, *Advances in Immunology* 57:191-280; PCT application No. PCT/GB91/01134; PCT publications WO 90/02809; WO 91/10737; WO 92/01047; WO 92/18619; WO 93/11236; WO 95/15982; WO 95/20401; and U.S. Pat. Nos. 5,698,426; 5,223,409; 5,403,484; 5,580,717; 5,427,908; 5,750,753; 5,821,047; 5,571,698; 5,427,908; 5,516,637; 5,780,225; 5,658,727; 5,733,743 and 5,969,108; each of which is incorporated herein by reference in its entirety.

[0122] As described in the above documents, after phage selection, the antibody coding regions from the phage can be isolated and used to generate whole antibodies, including human antibodies, or any other desired fragments, and expressed in any desired host, including mammalian cells, insect cells, plant cells, yeast, and bacteria, e.g., as described in detail below. For example, techniques to recombinantly produce Fab, Fab' and F(ab)₂ fragments can also be employed using methods known in the art such as those disclosed in PCT publication WO 92/22324; Mullinax et al., 1992, *Bio-Techniques* 12(6):864-869; and Sawai et al., 1995, *AJRI* 34:26-34; and Better et al., *Science*, 240:1041-1043, 1988 (each of which is incorporated by reference in its entirety). Examples of techniques which can be used to produce single-chain Fvs and antibodies include those described in U.S. Pat. Nos. 4,946,778 and 5,258,498; Huston et al., 1991, *Methods in Enzymology* 203:46-88; Shu et al., 1993, *PNAS* 90:7995-7999; and Skerra et al., 1988, *Science* 240:1038-1040.

[0123] Once an antibody molecule has been produced by any methods described above, it may then be purified by any method known in the art for purification of an immunoglobulin molecule, for example, by chromatography (e.g., ion exchange, affinity, particularly by affinity for the specific antigen after Protein A or Protein G purification, and sizing column chromatography), centrifugation, differential solubility, or by any other standard techniques for the purification of proteins. Further, the antibodies or fragments thereof may be fused to heterologous polypeptide sequences described herein or otherwise known in the art to facilitate purification.

[0124] Antibodies fused or conjugated to heterologous polypeptides may be used in *in vitro* immunoassays and in purification methods (e.g., affinity chromatography) well known in the art. See e.g., PCT publication Number WO 93/21232; EP 439,095; Naramura et al., 1994, *Immunol. Lett.*

39:91-99; U.S. Pat. No. 5,474,981; Gillies et al., 1992, *PNAS* 89:1428-1432; and Fell et al., 1991, *J. Immunol.* 146:2446-2452, which are incorporated herein by reference in their entireties.

[0125] Antibodies may also be attached to solid supports, which are particularly useful for immunoassays or purification of the described polypeptides or fragments, derivatives, homologues, or variants thereof, or similar molecules having the similar enzymatic activities as the polypeptide of the invention. Such solid supports include, but are not limited to, glass, cellulose, polyacrylamide, nylon, polystyrene, polyvinyl chloride or polypropylene.

[0126] 5.6 Detection Assays

[0127] An exemplary method for detecting the presence or absence of an overexpressed phosphatase polypeptide or an inserted phosphatase-encoding nucleic acid in a biological sample involves obtaining a biological sample from various sources and contacting the sample with a compound or an agent capable of detecting a polypeptide or nucleic acid (e.g., mRNA, genomic DNA) such that the presence of a heterologous polypeptide or nucleic acid is detected in the sample. An exemplary agent for detecting mRNA or genomic DNA encoding an inserted phosphatase polypeptide is a labeled nucleic acid probe capable of hybridizing to mRNA or genomic DNA encoding any of the described phosphatase polypeptides. The nucleic acid probe can be, for example, a full-length cDNA, such as the nucleic acid of SEQ ID NOS: 1,3, 5, 7, 18, 20, 22, 24, 26, 28, 30, 32, 34, 36, 38, 40, 42, 44 or 46, or a portion thereof, such as an oligonucleotide of at least one of at least about 15, at least about 20, at least about 25, at least about 30, at least about 50, at least about 100, at least about 250, at least about 500, or more nucleotides in length and sufficient to specifically hybridize under stringent conditions to a mRNA or genomic DNA encoding a polypeptide of the invention.

[0128] An exemplary agent for detecting an over-expressed phosphatase polypeptide is an antibody capable of binding to a phosphatase polypeptide product of an inserted phosphatase gene, preferably an antibody with a detectable label. Antibodies can be polyclonal, or more preferably, monoclonal. An intact antibody, or a fragment thereof (e.g., Fab or F(ab')₂) can be used. See also the detailed descriptions about antibodies in Section 5.5.

[0129] The term "labeled", with regard to the probe or antibody, is intended to encompass direct labeling of the probe or antibody by coupling (i.e., physically linking) a detectable substance to the probe or antibody, as well as indirect labeling of the probe or antibody by reactivity with another reagent that is directly labeled. Examples of indirect labeling include detection of a primary antibody using a fluorescently labeled secondary antibody and end-labeling of a DNA probe with biotin such that it can be detected with fluorescently labeled streptavidin. The detection method can be used to detect mRNA, protein, or genomic DNA in a sample *in vitro* as well as *in vivo*. For example, *in vitro* techniques for detection of mRNA include Northern hybridizations and *in situ* hybridizations. *In vitro* techniques for detection of a heterologous polypeptide include enzyme linked immunosorbent assays (ELISAs), Western blots, immunoprecipitations and immunofluorescence. *In vitro* techniques for detection of genomic DNA include Southern hybridizations. Furthermore, *in vivo* techniques for detection of a heterologous polypeptide include introducing into a subject organism a labeled antibody directed against the polypep-

tide. For example, the antibody can be labeled with a radioactive marker whose presence and location in the subject organism can be detected by standard imaging techniques, including autoradiography.

[0130] In a specific embodiment, the methods further involve obtaining a control sample from a control subject, contacting the control sample with a compound or agent capable of detecting an over-expressed polypeptide product or the mRNA transcription product or genomic DNA encoding an inserted phosphatase gene, such that the presence of the polypeptide or mRNA or genomic DNA encoding the phosphatase polypeptide is detected in the sample, and comparing the presence of the phosphatase polypeptide or mRNA or genomic DNA encoding the polypeptide in the control sample with the presence of the polypeptide or mRNA or genomic DNA encoding endogenous phosphatase polypeptides in the test sample.

[0131] Embodiments also encompass kits for detecting the presence of a heterologous polypeptide or nucleic acid in a test sample.

[0132] The kit, for example, can comprise a labeled compound or agent capable of detecting the polypeptide or mRNA encoding the polypeptide in a test sample and means for determining the amount of the polypeptide or mRNA in the sample (e.g., an antibody which binds the polypeptide or an oligonucleotide probe which binds to DNA or mRNA encoding the polypeptide). Kits can also optionally include instructions for use.

[0133] For antibody-based kits, the kit can comprise, for example: (1) a first antibody (e.g., attached to a solid support) which binds to a phosphatase polypeptide; and, optionally, (2) a second, different antibody which binds to either the polypeptide or the first antibody and is conjugated to a detectable agent.

[0134] For oligonucleotide-based kits, the kit can comprise, for example: (1) an oligonucleotide, e.g., a detectably labeled oligonucleotide, which hybridizes to a nucleic acid sequence encoding an inserted phosphatase polypeptide or (2) a pair of primers useful for amplifying a nucleic acid molecule encoding an inserted phosphatase polypeptide. The kit can also comprise, e.g., a buffering agent, a preservative, or a protein stabilizing agent. The kit can also comprise components necessary for detecting the detectable agent (e.g., an enzyme or a substrate). The kit can also contain a control sample or a series of control samples which can be assayed and compared to the test sample contained. Each component of the kit is usually enclosed within an individual container and all of the various containers are within a single package along with instructions for use.

[0135] 5.7 Commercial Application of Transgenic Plants

[0136] The transgenic plants generated can have many useful applications, including food, feed, biomass, biofuels (starch, cellulose, seed lipids) and wood pulp. The enhanced growth rate of the transgenic plants may provide additional carbon dioxide fixation per hectare of land per year and thus generate carbon credits.

6. EXAMPLES

[0137] The following examples illustrate the cloning of AtPAP2, its overexpression in transgenic *Arabidopsis*, and the characterization of the transgenic plants. These examples should not be construed as limiting. The following examples illustrate some embodiments. Unless otherwise indicated in the following examples and elsewhere in the specification and

claims, all parts and percentages are by weight, all temperatures are in degrees Centigrade, and pressure is at or near atmospheric pressure.

6.1 Sequence Alignment and Phylogenetic Analysis

[0138] PAP2 locus and its genomic organization, including its intron/exon boundaries, were identified in the *Arabidopsis* Col-0 ecotype (<http://www.arabidopsis.org>). Sequence alignment and phylogenetic tree were conducted using MEGA4 (Kumar et al., 2004) and ClustalW program (<http://www.ebi.ac.uk/Tools/clustalw2/index.html>). Amino acid sequence comparisons were performed using CLC Sequence Viewer 5.1.1 (www.cicbio.com).

[0139] Twenty nine PAP-like sequences were identified from the *Arabidopsis* genome and a phylogenetic tree was produced by neighbor-joining algorithm (FIG. 1). The gene locus of AtPAP2 (At1g13900) composes of two exons and the coding region is 1971 bp in length (SEQ ID NO: 1), which is predicted to encode a polypeptide of ~73.7-KD. Among the twenty nine PAP-like protein sequences, only AtPAP2 and AtPAP9 carry a unique hydrophobic motif at their C-termini by TMHMM analysis (<http://www.cbs.dtu.dk/services/TMHMM-2.0/>) (FIG. 3). AtPAP2 was found to share 72% sequence identity in amino acid sequence with AtPAP9. Two sequences from *Zea mays* (Accession No: ACG47621) and *Oryza sativa* (Accession No: BAC15853.1) were found to share 58% and 57% a.a. identity with AtPAP2, respectively. Their sequences were aligned in FIG. 2.

[0140] AtPAP2-like sequences from other plant species that carry a hydrophobic motif at their C-termini were retrieved by tblastn program from Plant GDB database (<http://www.plantgdb.org/>) and NCBI database (<http://blast.ncbi.nlm.nih.gov/Blast.cgi>) using the amino acid sequence of AtPAP2 as the search sequence. cDNA and protein sequences that share high homology with that of AtPAP2 were identified in *Zea mays* (SEQ ID NOS: 7 and 8), *Brassica rapa* (SEQ ID NOS: 18 and 19), *Hordeum vulgare* (SEQ ID NOS: 20 and 21), *Medicago truncatula* (SEQ ID NOS: 22 and 23), *Physcomitrella patens* (SEQ ID NOS: 24 and 25), *Populus trichocarpa* (SEQ ID NOS: 26 and 27), *Saccharum officinarum* (SEQ ID NOS: 28 and 29), *Solanum tuberosum* (SEQ ID NOS: 30 and 31), *Vitis vinifera* (SEQ ID NOS: 32 and 33), *Oryza sativa* (SEQ ID NOS: 34 and 35), *Gossypium hirsutum* (SEQ ID NOS: 36 and 37), *Panicum virgatum* (SEQ ID NOS: 38 and 39), *Solanum lycopersicum* (SEQ ID NOS: 40 and 41), *Sorghum bicolor* (SEQ ID NOS: 42 and 43) and *Triticum aestivum* (SEQ ID NOS: 44 and 45).

[0141] The cDNA sequences of AtPAP-like sequences were amplified from a local *Glycine max* variety (SEQ ID NO: 5) and the *Brassica napus* cultivar Westar (SEQ ID NO: 46) by RT-PCR using primers designed from corresponding EST sequences, which were retrieved from the Plant GDB database (<http://www.plantgdb.org/>).

6.2 Screening of T-DNA Line and Production of Overexpression Lines and Complementation Lines in *Arabidopsis*

[0142] T-DNA insertion lines of PAP2 gene (*Arabidopsis* genomic locus name: Salk_013567), in the Col ecotype were obtained from *Arabidopsis* Biological Resources Center (Alonso et al., 2003). Homologous T-DNA lines were identified by genomic PCR screening from SIGnAl database (<http://signal.salk.edu/cgi-bin/tdnaexpress>) by using the

primers (Lba1, 5'-TGGTTCACGTAGTGGCCATCG-3', SEQ ID NO: 9) and PAP2 specific forward primer (P2LP, 5'-TTGAAGTTAACATGCCTGGG-3', SEQ ID NO: 10) and reverse primer (P2RP, 5'-TCCAATGCTCGA TTGATT-AGC-3', SEQ ID NO: 11). The PCR product was sequenced and the T-DNA insertion site was confirmed. To exclude the possibility that another T-DNA locus interferes with the PAP2 mutant site, homologous pap2 mutant lines were backcrossed to the wild-type to dilute the potential T-DNA sites. The produced heterozygous pap2 mutants were grown on the MS plates containing 50 mg/ml Kanamycin. The ratio of the resistant to sensitive plants was about 3:1. These results demonstrated a single insertion locus site of the T-DNA line (pap2-8) lines.

[0143] The inability of the T-DNA line to express full length AtPAP2 mRNA was confirmed by RT-PCR. Total RNA was extracted from 10-day-old seedlings grown on MS with 2% (w/v) sucrose using the ThIzol RNA isolation method (Invitrogen) with DNase I treatment. cDNAs were generated using Superscript III reverse transcriptase (Invitrogen, Carlsbad, Calif., USA) using an oligo dT primer. Two gene-specific primers, P2YF (5'-GGCCGTCGACATGATCGTTAATT TCTCTTTC-3', SEQ ID NO: 12) and P2NR (5'-CCGGACTAGTTCATGTCTCCTCGTTCTTGAC-3', SEQ ID NO: 13), were used to amplify a 1971 bp coding region of AtPAP2. For each sample, 1 µg of cDNA was amplified for 30 cycles, with an annealing temperature of 50° C. and using elongation factor (EF) primers, EF-1 (5'-GTTTCACATCAACATTGTGGTCA TTGG-3', SEQ ID NO: 14) and EF-2 (5'-GAGTACTTGGGGTAGTG-GCATCC-3', SEQ ID NO: 15) (Axelos et al., 1989) for control experiment.

[0144] The inability of the T-DNA line to express protein was confirmed by Western blotting analysis (FIG. 4). Antiserum specific to AtPAP2 was raised in rabbit as described in Section 6.3.

[0145] To create transgenic AtPAP2 overexpressing lines or expressing this gene in the knockout mutants, the full length coding region of the AtPAP2 cDNA was amplified by PCR using primers P2YF (SEQ ID NO: 12) and P2NR (SEQ ID NO: 13). A Sall site and a SpeI site were engineered into P2YF and P2NR, respectively. The resulting product (1976 bp) was inserted into the XhoI/Spe I sites of a binary vector, immediately downstream to the cauliflower mosaic virus (CaMV) 35S promoter (FIG. 5).

[0146] The vector was introduced into *Agrobacterium tumefaciens* strain GV3101 and then transformed by the floral dip method (Clough and Bent, 1998), into wild-type Col-0 to generate PAP2-overexpressing lines or into homologous pap2 plants (T-DNA lines) to generate complementation lines. Through 2 generations of selection on MS agar plate with 50 mg/l Basta (Riedel-deHaen), homologous 35S:PAP2 transgenic lines were obtained. The resistant plants were transferred to soil to grow to maturity, and their transgenic status was further confirmed by PCR and immunoblot analyses. As shown in FIG. 6A, AtPAP2 protein was overexpressed in OE lines but was absent from the T-DNA line. The homozygous T3 seeds of the transgenic plants were used for further analysis.

[0147] To create transgenic AtPAP15 overexpression lines, the cDNA of AtPAP15 was also amplified by RT-PCR and then subcloned into a plant binary vector which carried a kanamycin-resistant gene and a cauliflower mosaic virus 35S promoter (CaMV). This expression construct named was then

mobilized into *Agrobacterium tumefaciens* strain EHA105 by freeze-thaw transformation (Hofgen and Willmitzer, 1988) and transformed into *Arabidopsis*. Transgenic status was further confirmed by PCR and immunoblot analyses using an anti-AtPAP15 antiserum. As shown in FIG. 6B, AtPAP15 protein was overexpressed in OE lines. The homozygous T3 seeds of the transgenic plants were used for further analysis.

6.3 Production of PAP2 Polyclonal Antiserum and Western Blots Analysis

[0148] A fragment of AtPAP2 cDNA corresponding to the N terminal 120 amino acids (from 21 to 141) was amplified using forward primer P2AF (5'-GGTTGAGCTCGAT-TCTAAAGCGACCATTTC-3', SEQ ID NO: 16) and reverse primer P2AR (5'-TTTTGGTACCTCAGGATCCGAA AGT-CAGC-3', SEQ ID NO: 17). The PCR product was cleaved by SacI and KpnI and cloned into the pRsetA vector (Invitrogen) so that the coding sequence of the first 120 a.a. of AtPAP2 was fused to a His-tag sequence. The resulting plasmid was transformed into *Escherichia coli* strain BL21 (DE3). The BL21 cells were induced at 30° C. by 0.1 mM isopropylthio-β-D-galactoside for 4 h and resuspended in 100 mM NaCl and 50 mM Tris-HCl, pH 7.5, 2 mM phenylmethylsulphonyl fluoride (PMSF). The lysates were sonicated 5 times for 30 s each. The overexpressed His-AtPAP2 fusion proteins in inclusion bodies were centrifuged at 5000×g for 15 min, and the pellets were solubilized in 150 mM NaCl, 8 M urea, and 20 mM Tris-HCl, pH 7.5. The fusion proteins were purified on a HisTrap FF (GE Healthcare) column and were used for standard immunization protocols in rabbits.

6.4 Expression Analysis of AtPAP2 mRNA and its Protein Levels

[0149] The mRNA expression level of AtPAP2 was analyzed by the Spot History program (<http://affymetrix.arabidopsisinfo/narrays/spothistory.pl>) that presented the expression levels of a given gene in thousands of microarray (Affymetrix ATH1 microarray) database. Spot history analysis indicated that the expression of AtPAP2 was constitutive but is relative low in most experimental circumstances (FIG. 7a). To determine AtPAP2 expression levels, different tissues of wild-type *A. thaliana* (Col-0) were collected.

[0150] The expression level of proteins were also studied by western blotting, using the anti-AtPAP2 antiserum generated from Section 6.3. Total plant soluble protein was extracted from wild-type *A. thaliana*, T-DNA line, AtPAP2-overexpress lines in grinding buffer (Tris-HCl 50 mM, pH 7.4 containing 150 mM NaCl, 1 mM EDTA, 0.2 mM PMSF) on ice. Protein extracts were centrifuged at 16000×g and supernatants were collected for Bradford protein concentration determination assay. Equal amount of protein samples (50-90 µg/lane in different experiments) were loaded and separated in 12% (w/v) SDS-PAGE. The separated proteins were transferred to Hybond C-Extra membranes (Amersham Biosciences) (400 mA, 1 h). Membranes were blocked with 5% (w/v) non-fat milk in TTBS washing buffer (pH 7.6) for 2 hours and probed with specific anti-AtPAP2 antiserum for 3 hours or overnight at an 1: 1000 dilution at 4° C. After rinsing the membrane with three changes of TTBS washing buffer (20 mM Tris-HCl, pH 7.6, 136 mM NaCl, 0.1% Tween20) in half an hour, HRP-labeled secondary antibody, diluted 1:10, 000 in TTBS washing buffer was added. After 2 hours, the

membrane was washed thrice before the bands were visualized by Enhanced Chemiluminescence method (Amersham Biosciences). As shown in FIG. 7b, AtPAP2 protein was expressed in all tissues tested (Leaf, Flower, Stem, Root, Silique) at equal levels. The protein expression level of AtPAP2 during germination was very stable too (FIG. 7c) and was independent of phosphorus status (FIG. 7d).

6.5 Growth Phenotypes Of WT, T-DNA Line and OE Lines

[0151] *Arabidopsis* seeds were soaked in water at 4° C. for 3 days. The seeds were surface sterilized and sown on Murashige and Skoog (MS) medium supplemented with 2% (w/v) sucrose for 10 days. Seedlings with 2 rosette leaves of the same size were transferred to soil under Long Day (16 h light at 22° C./8 h dark at 18° C.) or Short Day (8 h light at 22° C./16 h dark at 18° C.) conditions in a plant growth chamber. Flowering time was started to be measured by scoring the number of rosette leaves and cauline leaves when the primary inflorescence florescence reached 1 cm above the rosette leaves. Ten to 20 plants were scored for each line (Liu et al., 2008; Wu et al., 2008).

[0152] The inflorescences of OE lines of AtPAP2 emerged earlier (5-6 days for Long Day, 14-16 days for Short Day) than that of the WT and T-DNA lines (Table 1). Under Long Day conditioning, the number of rosette leaves of the OE lines were less (5-6 leaves) than the WT during the emergence of inflorescence (Table 1 and FIG. 8). At day 28 (Long Day), the OE lines of AtPAP2 had more cauline leaves and inflorescences than the WT and T-DNA lines, but had less rosette leaves (Table 2.). This phenotype observation was repeated at least four times and the results of one of the experiments were shown here.

TABLE 1

AtPAP2 OE lines flowered at an earlier developmental stage.								
Lines	Long Day (16 h/8 h)				Short Day (8 h/16 h)			
	AEI	SD	NRL	SD	AEI	SD	NRL	SD
Col-0	26.9	1.2	13.0	0.8	41.0	4.7	18.0	3.0
T-DNA	25.7	0.7	11.6	1.1	40.7	4.9	15.0	3.0
OE7	20.0*	1.1	6.4*	0.5	25.6*	1.3	5.3*	0.5
OE21	20.8*	0.6	6.5*	0.7	26.0*	1.1	5.4*	0.5

AEI: Average date of emergence of inflorescence
 NRL: No. of rosette leaves at the first appearance of inflorescence
 *Statistically (p < 0.001) different from the wild-type (n = 15).

TABLE 2

Phenotypes of AtPAP2 OE lines at Day 28 (Long Day).						
Lines	No. of Rosette Leaf		No. of Cauline Leaf		No. of Inflorescence	
	Rosette Leaf	SD	Cauline Leaf	SD	Inflorescence	SD
Col-0	14.5	1.2	1.6	0.5	1.0	0.0
T-DNA	16.7	1.7	1.9	0.6	1.0	0.0
OE7	9.9*	1.0	6.0*	1.2	3.6*	0.7
OE21	10.2*	1.8	7.2*	1.6	3.7*	1.1

*Statistically (p < 0.001) different from the wild-type (n = 15).

[0153] At maturity (Long Day), the number of siliques and the total weight of seeds harvested from each line were recorded. Two separate experimental trials are shown in Tables 3A and 3B. Our results showed that overexpression of

AtPAP2 resulted in increase number of siliques per plant and the seed yield per plant. Compared to that of the wild-type, the seed yield of the two overexpression lines shown in Table 3A increased 38-40%. Compared to that of the wild-type, the seed yield of the two overexpression lines shown in Table 3B increased 54-58%.

TABLE 3A

OE lines produced more siliques and seeds (Trial 1).					
Lines	No. of siliques/plant		Weight of seeds (g)/plant	SD	N
	of siliques/plant	SD			
Col-0	327.4	53.3	0.188	0.047	5
T-DNA	236.6*	60.2	0.121*	0.040	7
OE7	453.2**	62.1	0.264**	0.039	5
OE21	498.2 [#]	52.5	0.260**	0.049	7

Statistically (p < 0.02*, p < 0.01**, p < 0.001[#]) different from the wild-type.

TABLE 3B

OE lines produced more siliques and seeds (Trial 2).					
Lines	No. of siliques/plant		Weight of seeds (g)/plant	SD	N
	of siliques/plant	SD			
Col-0	396.4	89.5	0.225	0.058	13
T-DNA	386.3	70.4	0.240	0.049	12
OE7	610.9*	76.6	0.351*	0.050	7
OE21	624.9*	94.7	0.355*	0.066	11

Statistically (p < 0.0001*) different from the wild-type.

[0154] However, the OE lines of AtPAP15 grew normally and were not different from the wild-types. Therefore, the enhanced growth performance was due to the overexpression of AtPAP2, which bears a transmembrane-like motif at its C-terminus (FIGS. 2 and 3).

6.6 Growth Phenotypes of Truncated AtPAP2 Constructs

[0155] An alternate vector construct employing the sequence for AtPAP2 was also constructed using analogous techniques to those described above. As shown in FIG. 12, a construct equivalent to the OE lines of AtPAP2 missing the C-terminal motif (residues 614-636 of SEQ ID NO: 2) was constructed (P2C lines). Transgenic plants were generated using substantially identical techniques to those described above. Western blot analysis was used to confirm the overexpression of the AtPAP2 fragment proteins in transformed plant lines. Performance of Western blot analysis was identical to that reported above. As shown in FIG. 13, the P2C lines were strongly overexpressed. The growth phenotype of the P2C lines appeared to be indifferent from the wild-type, which is indicative of the importance of the C-terminal domain of AtPAP2 in developing an increased growth phenotype.

6.7 MS/MS Analysis of Sucrose and Glucose Levels in Leaf

[0156] Rosette leaves of plants of various developmental stages were harvested at the end of the light period of 21-day-old plants. Soluble sugars were extracted from *Arabidopsis* using chloroform/methanol method (Lunn et al., 2006; Antonio et al., 2007; Luo et al., 2007). 100 mg plant tissues were ground to a fine powder in liquid nitrogen and mixed and

vortexed with 250 μ l ice-cold chloroform:methanol (3:7, v/v). Soluble metabolites were then extracted at -20° C. overnight. 200 μ l water was added to the mixture with repeated shaking. The extracts were centrifuged at 16000 \times g for 10 min and the supernatant was collected. The pellet was re-extracted by 200 μ l water and the supernatant was collected by centrifugation as described above. The combined supernatant was evaporated to dryness using a SpeedVac and the pellet was re-dissolved in 200 μ l water. Finally, debris was removed by centrifugation at 16000 \times g for 30 min.

[0157] 20 μ l filtered samples were analyzed by an API-3000 triple-quadrupole mass spectrometer (Applied Biosystems) via an electrospray ionization source. The parameters, optimized by 0-40 μ g/ml glucose and sucrose standards, were as following: curtain gas (CUR) 25, nebulizer gas (GS1) 50, auxiliary gas (GS2) 30, ionspray voltage -4.5 k V, temperature 400° C., declustering potential (DP) -106 V, entrance potential (EP) -8.5 V, collision cell entrance potential (CEP) -46.7 V, collision energy (CE) 20 V. The peaks were identified by comparison with glucose and sucrose standards and the amount of sugars were quantified by standard curves of these sugars. The Analyst 1.3.1 software (Applied Biosystems) was used for data acquisition, peak integration, and calculation. The amount of sucrose and glucose at the end of day in the shoots of 21-day-old soil grown plants were shown in FIG. 9. It was found that the levels of both sugars were significantly higher than that in WT.

6.8 Recovery of Plants after Prolonged Darkness Treatment

[0158] Seeds of wild-type, T-DNA, OE7 and OE21 lines were germinated in MS (2% sucrose) medium for 10 days. Seedlings with 2 small visible rosette leaves (1 mm) of the same size were transferred to soil for another 12 days in normal growth conditions (LDs, 16 h/light (22° C.)/8 h darkness (18° C.)). The light source of the growth chamber was then switched off for 12 days. Then the plants were allowed to recover under the 16 h/light (22° C.)/8 h darkness (18° C.) cycle for 10 days. The plants that stayed green and that continued to emerge inflorescence were recorded in Table 4.

TABLE 4

Surviving rate and flowering ratio after prolonged darkness treatment.		
	Flowering after recovery	Recovery (leaf greening)
Wild-type	8/12	11/12
T-DNA	5/12	8/12
OE7	9/9	9/9
OE21	12/12	12/12

[0159] Extended darkness could induce carbohydrate starvation (Thompson et al., 2005). Our data showed that the OE lines exhibited 100% recovery rate under prolonged (12 days) darkness treatment, which was higher than that of the WT and the T-DNA line (FIG. 10). This could be attributed to a higher endogenous sugar levels (FIG. 9) in the OE lines.

6.9 Phenotypes of Plants Under NaCl and ABA Treatments

[0160] 5-day-old seedlings grown on MS agar were transferred to MS agar with NaCl (50 mM, 100 mM, 150 mM), ABA (0.1 μ M, 0.2 μ M, 0.5 μ M, 1 μ M, 2 μ M) or sorbitol (300

mM, 400 mM, 500 mM). Alternatively, seeds were directly germinated on the treatment media. Wild-type, T-DNA and OE lines did not show remarkable phenotypic differences under the above conditions.

6.10 Subcellular Fractionation

[0161] Rosette leaves of three-week-old wild-type (Col-0) *Arabidopsis* were harvested and stored at -80° C. freezer until use. Tissue (4-5 g) were ground to fine powder in liquid nitrogen using a mortar with a pestle. The powder was transferred into 10 ml grinding buffer (0.3 M sucrose, 40 mM Tris-HCl (pH 7.8), 5 mM $MgCl_2$, 1 mM PMSF) and swelled on ice for 5 min. Homogenization was performed for two 30-second pulses at high-speed setting. The homogenate was filtered through two layers of Miracloth (Tetko, Elmsford, N.Y., USA). Subsequently, the homogenate was separated by centrifugation at 350 g for 10 min at 4° C. The pellet (crude nuclear) was further layered onto 1 ml of 2.3 M sucrose, 50 mM Tris-HCl (pH 8.8), 5 mM $MgCl_2$ in an Eppendorf tube for centrifugation at 15,000 g 10 min at 4° C., to obtain the nuclear fraction in the derived pellet. Supernatants from the first low-speed centrifugation (350 g) were centrifuged at 12,000 \times g for 20 min at 4° C. The pellet contained large particles including mitochondria, chloroplasts and peroxisomes. The supernatant was further centrifuged at 100,000 \times g for 1 h at 4° C. to yield the soluble cytosol fraction in the resulting supernatant. The pellet representing the membrane fraction was resuspended in 0.1 ml grinding buffer. Protein concentration in the extract was determined following the method of Bradford (Bradford, 1976) using the Bio-Rad Protein Assay Kit I.

[0162] To isolate cell wall, leaf tissues were homogenized in grinding buffer (62.5 mM Tris-HCl, pH 7.5, 5 mM MT, 1% (v/v) bovine serum albumin, 2 mM phenylmethylsulfonyl fluoride, 2 μ g/ml leupeptin, 2 μ g/ml E-64, 2 μ g/ml pepstatin A) using a Polytron (full speed, 3×10 s). The homogenate was centrifuged at 1,000 \times g for 3 min. The pellet was washed with ice-cold grinding buffer (without 1% BSA) 10 times. Finally the (cell wall) pellet was washed by resuspending in 500 mM $CaCl_2$, 20 mM NaCl, 62.5 mM Tris-HCl, pH 7.5, and spinning at 10,000 \times g for 15 min (He et al., 1996).

[0163] The subcellular fractions were run in a SDS-PAGE gel and were probed with anti-AtPAP2 antiserum. AtPAP2 was detected in membrane and soluble protein fractions but not in nucleus, mitochondria nor chloroplasts (FIG. 11).

[0164] In summary, *Arabidopsis* plants transformed with the AtPAP2 gene have the following phenotypes when they were compared with the wild-type: (1) Faster growth rate (Tables 1 and 2); (2) Higher sucrose content (FIG. 9); (3) Higher glucose content (FIGS. 9); and (4) Higher crop yield (Table 3).

[0165] Those skilled in the art will recognize, or be able to ascertain many equivalents to the specific embodiments described herein using no more than routine experimentation. Such equivalents are intended to be encompassed by the following claims.

[0166] With respect to any figure or numerical range for a given characteristic, a figure or a parameter from one range may be combined with another figure or a parameter from a different range for the same characteristic to generate a numerical range.

[0167] All publications, patents and patent applications mentioned in this specification are herein incorporated by reference into the specification to the same extent as if each

individual publication, patent or patent application was specifically and individually indicated to be incorporated herein by reference.

[0168] Citation or discussion of a reference herein shall not be construed as an admission that such is prior art to the present patent application.

[0169] While the embodiments have been explained in relation to certain embodiments, it is to be understood that various modifications thereof will become apparent to those skilled in the art upon reading the specification. Therefore, it is to be understood that the embodiments disclosed herein are intended to cover such modifications as fall within the scope of the appended claims. Features of two or more of any of the above embodiments can be combined to form additional embodiments.

[0170] Other than in the operating examples, or where otherwise indicated, all numbers, values and/or expressions referring to quantities of ingredients, reaction conditions, etc., used in the specification and claims are to be understood as modified in all instances by the term "about."

6.11 Assays of enzymes involved in sucrose metabolism

[0171] Sucrose phosphate synthesis (SPS), sucrose synthesis (SuSy), cytosolic invertase and cell wall invertase activities in the shoot of 20-day-old plants were determined. Samples were collected 8 h after the light and dark period (Long Day). SPS activity was measured under both optimal (V_{max}) and limiting (V_{limit}) assay conditions (Park et al., 2008). SuSy, cytosolic invertase and insoluble cell wall invertase activities were also determined (Doehlert, 1987). The assays were repeated three times and the SPS (V_{max} and V_{limit}) activities of both independent lines were significantly higher than that of the wild-type and T-DNA lines in all three repeated experiments. The data of a representative experiment is shown in table 5. In contrast to SPS, SuSy, cytosolic invertase and cell wall invertase activities were not different among the lines.

TABLE 5

Enzyme assays				
Plant line	WT	T-DNA	OE7	OE21
Sucrose phosphate synthase (μM sucrose/μg enzyme extracts/hour)				
V _{max} (Day)	108.8 ± 18.1	116.1 ± 11.9	157.9 ± 21.7**	159.5 ± 19.0**
V _{limit} (Day)	63.6 ± 6.4	69.5 ± 2.5	90.8 ± 18.5**	79.8 ± 13.7*
V _{max} (Night)	118.3 ± 11.4	104.9 ± 14.4	150.9 ± 19.4**	136.5 ± 15.1*
V _{limit} (Night)	74.9 ± 6.3	56.7 ± 3.3	93.4 ± 3.6**	97.3 ± 10.9**
Sucrose synthase (μM glucose/μg enzyme extracts/hour)				
Day	249.2 ± 4.6	247.0 ± 24.0	248.6 ± 4.5	255.2 ± 5.4
Night	249.4 ± 7.2	252.7 ± 8.8	250.8 ± 8.7	258.8 ± 5.5
Cytosolic invertase (μM glucose/μg enzyme extracts/hour)				
Day (Acid)	14.3 ± 2.3	12.1 ± 5.4	18.3 ± 9.1	18.0 ± 0.8
Night (Acid)	14.0 ± 6.8	26.1 ± 10.9	17.6 ± 4.3	13.8 ± 0.8
Day (Alkaline)	169.7 ± 9.8	161.2 ± 32.3	160.9 ± 27.9	178.8 ± 16.9
Night (Alkaline)	130.0 ± 8.2	105.1 ± 12.6	136.1 ± 13.6	136.6 ± 1.4

TABLE 5-continued

Enzyme assays				
Plant line	WT	T-DNA	OE7	OE21
Cell wall invertase (μM sucrose/μg enzyme extracts/hour)				
Day (Acid)	22.3 ± 3.9	18.0 ± 4.9	23.5 ± 6.3	24.0 ± 6.6
Night (Acid)	21.6 ± 10.1	17.0 ± 4.3	28.3 ± 4.2	22.3 ± 3.3
Day (Alkaline)	121.7 ± 2.8	127.1 ± 2.2	101.8 ± 6.4	105.5 ± 2.0
Night (Alkaline)	138.9 ± 6.3	151.5 ± 8.7	123.4 ± 5.6	135.4 ± 14.7

(***P < 0.01; *P < 0.05)

ARTICLES

- [0172] Alonso, J. M., Stepanova, A. N., Leisse, T. J., Kim, C. J., Chen, H., Shinn, P., Stevenson, D. K., Zimmerman, J., Barajas, P., Cheuk, R., Gadrinab, C., Heller, C., Jeske, A., Koesema, E., Meyers, C.C., Parker, H., Prednis, L., Ansari, Y., Choy, N., Deen, H., Geralt, M., Hazari, N., Hom, E., Karnes, M., Mulholland, C., Ndubaku, R., Schmidt, I., Guzman, P., Aguilar-Henonin, L., Schmid, M., Weigel, D., Carter, D. E., Marchand, T., Risseu, E., Brogden, D., Zeko, A., Crosby, W. L., Berry, C. C. and Ecker, J. R. (2003) Genome-wide insertional mutagenesis of *Arabidopsis thaliana*. *Science*, 301, 653-657.
- [0173] Antonio, C., Larson, T., Gilday, A., Graham, I., Bergstrom, E. and Thomas-Oates, J. (2007) Quantification of sugars and sugar phosphates in *Arabidopsis thaliana* tissues using porous graphitic carbon liquid chromatography-electrospray ionization mass spectrometry. *J Chromatogr* 1172, 170-178.
- [0174] Axelos, M., Bardet, C., Liboz, T., Le Van That, A., Curie, C. and Lescure, B. (1989) The gene family encoding the *Arabidopsis thaliana* translation elongation factor EF-1 alpha: molecular cloning, characterization and expression. *Mol Gen Genet*, 219, 106-112.
- [0175] Bozzo, G. G., Raghothama, K. G. and Plaxton, W. C. (2002) Purification and characterization of two secreted purple acid phosphatase isozymes from phosphate-starved tomato (*Lycopersicon esculentum*) cell cultures. *Eur. J Biochem*, 269, 6278-6286.
- [0176] Bozzo, G. G., Raghothama, K. G. and Plaxton, W. C. (2004) Structural and kinetic properties of a novel purple acid phosphatase from phosphate-starved tomato (*Lycopersicon esculentum*) cell cultures. *Biochem J*, 377, 419-428.
- [0177] Bradford, M. M. (1976) A rapid and sensitive method for the quantitation of microgram quantities of protein utilizing the principle of protein-dye binding. *Anal Biochem*, 72, 248-254.
- [0178] Cashikar, A. G., Kumaresan, R. and Rao, N.M. (1997) Biochemical Characterization and Subcellular Localization of the Red Kidney Bean Purple Acid Phosphatase. *Plant Physiol*, 114, 907-915.
- [0179] Clough, S. J. and Bent, A. F. (1998) Floral dip: a simplified method for *Agrobacterium*-mediated transformation of *Arabidopsis thaliana*. *Plant J*, 16, 735-743.
- [0180] Coello, P. (2002/11) Purification and characterization of secreted acid phosphatase in phosphorus-deficient *Arabidopsis thaliana*. *Physiologia Plantarum*, 116, 293-298.

- [0181] del Pozo, J. C., Allona, I., Rubio, V., Leyva, A., de la, P. A., Aragoncillo, C. and Paz-Ares, J. (1999) A type 5 acid phosphatase gene from *Arabidopsis thaliana* is induced by phosphate starvation and by some other types of phosphate mobilising/oxidative stress conditions. *Plant J.*, 19, 579-589.
- [0182] Doehlert, D. C. (1987) Ketose Reductase Activity in Developing Maize Endosperm. *Plant Physiol.*, 84, 830-834.
- [0183] He, Z. H., Fujiki, M. and Kohorn, B. D. (1996) A cell wall-associated, receptor-like protein kinase. *J Biol Chem.*, 271, 19789-19793.
- [0184] Hegeman, C. E. and Grabau, E. A. (2001) A novel phytase with sequence similarity to purple acid phosphatases is expressed in cotyledons of germinating soybean seedlings. *Plant Physiol.*, 126, 1598-1608.
- [0185] Hofgen, R. and Willmitzer, L. (1988) Storage of competent cells for *Agrobacterium* transformation. *Nucleic Acids Res.*, 16, 9877.
- [0186] Kaida (2003) Isolation and characterization of four cell wall purple acid phosphatase genes from tobacco cells. *Biochim. biophys. acta.*, 1625, 134-140.
- [0187] Kim, S. and Gynheung, A. (1996) Isolation and characterization of a pollen-specific cDNA clone from Easter lily. *J. Plant Biol.*, 39, 197-202.
- [0188] Klabunde, T., Strater, N., Frohlich, R., Witzel, H. and Krebs, B. (1996) Mechanism of Fe(III)—Zn(II) purple acid phosphatase based on crystal structures. *J. mol. biol.*, 259, 737-748.
- [0189] Klabunde, T. and Krebs, B. (1997) The dimetal center in purple acid phosphatases. *Metal Sites in Proteins and Models*, 89, 177-198.
- [0190] Kumar, S., Tamura, K. and Nei, M. (2004) MEGA3: Integrated software for Molecular Evolutionary Genetics Analysis and sequence alignment. *Brief Bioinform.*, 5, 150-163.
- [0191] Li, D., Zhu, H., Liu, K., Liu, X., Leggewie, G., Udvardi, M. and Wang, D. (2002) Purple acid phosphatases of *Arabidopsis thaliana*. Comparative analysis and differential regulation by phosphate deprivation. *J. Biol. Chem.*, 277, 27772-27781.
- [0192] Li, D. and Wang, D. (2003) cDNA cloning and in vitro expression of three putative purple acid phosphatase genes from *Arabidopsis*. *Journal of nature science Human Normal University*, 26, 78-82.
- [0193] Liao, H., Wong, F. L., Phang, T. H., Cheung, M. Y., Li, W. Y., Shao, G., Yan, X. and Lam, H. M. (2003) GmPAP3, a novel purple acid phosphatase-like gene in soybean induced by NaCl stress but not phosphorus deficiency. *Gene*, 318, 103-111.
- [0194] Liu, L. J., Zhang, Y. C., Li, Q. H., Sang, Y., Mao, J., Lian, H. L., Wang, L. and Yang, H. Q. (2008) COP1-mediated ubiquitination of CONSTANS is implicated in cryptochrome regulation of flowering in *Arabidopsis*. *Plant Cell*, 20, 292-306.
- [0195] Lung, S. C., Leung, A., Kuang, R., Wang, Y., Leung, P. and Lim, B. L. (2008) Phytase activity in tobacco (*Nicotiana tabacum*) root exudates is exhibited by a purple acid phosphatase. *Phytochemistry*, 69, 365-373.
- [0196] Lunn, J. E., Feil, R., Hendriks, J. H., Gibon, Y., Morcuende, R., Osuna, D., Scheible, W.R., Carillo, P., Hajirezaei, M. R. and Stitt, M. (2006) Sugar-induced increases in trehalose 6-phosphate are correlated with redox activation of ADPglucose pyrophosphorylase and higher rates of starch synthesis in *Arabidopsis thaliana*. *Biochem J*, 397, 139-148.
- [0197] Luo, B., Groenke, K., Takors, R., Wandrey, C. and Oldiges, M. (2007) Simultaneous determination of multiple intracellular metabolites in glycolysis, pentose phosphate pathway and tricarboxylic acid cycle by liquid chromatography-mass spectrometry. *J Chromatogr A*, 1147, 153-164.
- [0198] Park, J. Y., Canam, T., Kang, K. Y., Ellis, D. D. and Mansfield, S.D. (2008) Over-expression of an *arabidopsis* family A sucrose phosphate synthase (SPS) gene alters plant growth and fibre development. *Transgenic Res.*, 17, 181-192.
- [0199] Patel, K., Lockless, S., Thomas, B. and McKnight, T. D. (1998) Secreted purple acid phosphatase from *Arabidopsis thaliana*. *American Society of Plant Physiologists*, 373-374.
- [0200] Schenk, G., Ge, Y., Carrington, L. E., Wynne, C. J., Searle, I. R., Carroll, B. J., Hamilton, S. and de-Jersey, J. (1999) Binuclear metal centers in plant purple acid phosphatases: Fe—Mn in sweet potato and Fe—Zn in soybean. *Arch. Biochem Biophys*, 370, 183-189.
- [0201] Schenk, G., Korsinczky, M. L., Hume, D. A., Hamilton, S. and DeJersey, J. (2000) Purple acid phosphatases from bacteria: similarities to mammalian and plant enzymes. *Gene*, 255, 419-424.
- [0202] Shimaoka, T., Ohnishi, M., Sazuka, T., Mitsuhashi, N., Hara-Nishimura I, Shimazaki, K., Maeshima, M., Yokota, A., Tomizawa, K. and Mimura, T. (2004) Isolation of intact vacuoles and proteomic analysis of tonoplast from suspension-cultured cells of *Arabidopsis thaliana*. *Plant Cell Physiol*, 45, 672-683.
- [0203] Thompson, A. R., Doelling, J. H., Suttangkakul, A. and Vierstra, R. D. (2005) Autophagic nutrient recycling in *Arabidopsis* directed by the ATG8 and ATG12 conjugation pathways. *Plant Physiol.*, 138, 2097-2110.
- [0204] Veljanovski, V., Vanderbeld, B., Knowles, V. L., Snedden, W. A. and Plaxton, W. C. (2006) Biochemical and molecular characterization of AtPAP26, a vacuolar purple acid phosphatase up-regulated in phosphate-deprived *Arabidopsis* suspension cells and seedlings. *Plant Physiol.*, 142, 1282-1293.
- [0205] Wu, J. F., Wang, Y. and Wu, S. H. (2008) Two New Clock Proteins, LWD1 and LWD2, Regulate *Arabidopsis* Photoperiodic Flowering. *Plant Physiol.*, 148, 948-959.
- [0206] Wu, P., Ma, L., Hou, X., Wang, M., Wu, Y., Liu, F. and Deng, X. W. (2003) Phosphate starvation triggers distinct alterations of genome expression in *Arabidopsis* roots and leaves. *Plant Physiol.*, 132, 1260-1271.
- [0207] Xiao, K., Harrison, M. J. and Wang, Z. Y. (2005) Transgenic expression of a novel *M. truncatula* phytase gene results in improved acquisition of organic phosphorus by *Arabidopsis*. *Planta*, 222, 27-36.
- [0208] Xiao, K., Katagi, H., Harrison, M. and Wang, Z. Y. (2006) Improved phosphorus acquisition and biomass production in *Arabidopsis* by transgenic expression of a purple acid phosphatase gene from *M. truncatula*. *Plant Science*, 170, 191-202.
- [0209] Zhang, W., Gruszewski, H. A., Chevone, B. I. and Nessler, C. L. (2008) An *Arabidopsis* purple Acid phosphatase with phytase activity increases foliar ascorbate. *Plant Physiol.*, 146, 431-440.
- [0210] Zhu, H.F., Qian, W. Q., Lu, X. Z., Li, D. P., Liu, X., Liu, K. F. and Wang, D. W. (2005) Expression patterns of purple acid phosphatase genes in *Arabidopsis* organs and functional analysis of AtPAP23 predominantly transcribed in flower. *Plant Molecular Biology*, 59, 581-594.

 SEQUENCE LISTING

<160> NUMBER OF SEQ ID NOS: 67

<210> SEQ ID NO 1

<211> LENGTH: 1971

<212> TYPE: DNA

<213> ORGANISM: Arabidopsis thaliana

<400> SEQUENCE: 1

```

atgategtta atttctcttt ctctctcctt ctctctctct cegtctctgt ttctctctgt    60
gattcctaaag cgaccatttc aatttccctt aatgctctca atcgatctgg cgattccggt    120
gtgatacaat ggtccgggtg cgattctcgc tcagatctcg attggttagg actctactcg    180
ccgccggagt ctccctaatga tcactttatt ggttacaaat tcctcaatga atcgtccact    240
tggaagatg gtttcgggtc gatttctctt cctttaacca atctccgatc aaattacaca    300
ttccggatct tccgttgag cgaatccgag attgatccga aacataagga tcatgatcag    360
aatcctttac caggaactaa acatcttcta gctgaatcgg agcagctgac tttcggatcc    420
gggttggtta tgccggagca gatccatttg tcgttcacaa atatggttaa cacgatgcgt    480
gttatgtttg tagctggaga tgggtaagaa cgttttgta gatacgggtg atcgaaggat    540
ttgttaggta attccggcgc ggcgcgtggg atgaggtacg agagagagca catgtgtgat    600
tcgccggcga attccactat tggttggaga gatcctgggt ggatttttga taccgtcatg    660
aagaatttga atgatggcgt tagatactat tatcaggttg ggagtgattc taagggatgg    720
agtgagatcc atagctacat tgctcgagat gtgactgcag aagaaaccgt agctttcatg    780
tttgagata tgggttgtgc tacaccatc acgacattta tccgcacaca agatgagagc    840
atatctacag tgaagtggat cctccgtgac attgaagctc ttggtgataa gccagctatg    900
atctcacaca ttggagatat aagttatgct cgtggttact cgtgggtatg ggatgagttc    960
tttgctcagg ttgacctat tgctcgcaca gttccttacc atgtttgcac tggtaacct    1020
gagtatgatt tctctactca gccgtggaaa cctgattggg cagcttctat ttatggaaac    1080
gatgggtggt gcaaatgtgg tgtgccgtat agcttgaagt ttaacatgcc tgggaattct    1140
tcagagtcta caggaatgaa agctcctccg acaaggaatt tatattatc ttatgatatg    1200
ggaacggtcc atttcgttta tatctccaca gagacgaatt ttcttaaagg aggtagtcaa    1260
tatgaattca taaagcgaga tctagagtct gtagacagga agaaaacacc gtttgttgtt    1320
gtgcaaggac atagaccaat gtacactacg agcaacgagg ttagagacac tatgattcga    1380
caaaagatgg ttgagcatct agaacctttg tttgtgaaaa acaatgtcac acttgcctca    1440
tggggacatg ttcatagata cgaaggttt tgtcccataa gcaacaacac ttgcggcaca    1500
cagtggcaag gaaatccggt tcactctgtg atcgggtatg ctggtcaaga ttggcaaccg    1560
atctggcagc ctgacccaaa ccatccagat ctctctatat tccctcagcc tgaacaatca    1620
atgtatcgta cagggtgagtt tggttacact cgtttagttg caaacaaga aaagctcact    1680
gtttcttttg tgggtaatca cgatggcgaa gttcatgata ctggtgagat gttagcatct    1740
ggggtagtaa tcagtgggag caaagagagt actaaaatcc caaatctgaa aaccgttcct    1800
gcttctgcta cacttatggg aaaatcagaa tctaagtctt tgtggtatgc caaaggagca    1860
ggcttgatgg ttgtgggtgt gcttttaggg ttcattatcg ggttttttac ccggggaaag    1920
aaatcttctg ctggaaaccg ttggatccca gtcaagaacg aggagacata a          1971

```

-continued

```

<210> SEQ ID NO 2
<211> LENGTH: 656
<212> TYPE: PRT
<213> ORGANISM: Arabidopsis thaliana

<400> SEQUENCE: 2

Met Ile Val Asn Phe Ser Phe Phe Leu Leu Leu Phe Val Ser Val Phe
 1          5          10          15
Val Ser Ser Ala Asp Ser Lys Ala Thr Ile Ser Ile Ser Pro Asn Ala
 20          25          30
Leu Asn Arg Ser Gly Asp Ser Val Val Ile Gln Trp Ser Gly Val Asp
 35          40          45
Ser Pro Ser Asp Leu Asp Trp Leu Gly Leu Tyr Ser Pro Pro Glu Ser
 50          55          60
Pro Asn Asp His Phe Ile Gly Tyr Lys Phe Leu Asn Glu Ser Ser Thr
 65          70          75          80
Trp Lys Asp Gly Phe Gly Ser Ile Ser Leu Pro Leu Thr Asn Leu Arg
 85          90          95
Ser Asn Tyr Thr Phe Arg Ile Phe Arg Trp Ser Glu Ser Glu Ile Asp
 100         105         110
Pro Lys His Lys Asp His Asp Gln Asn Pro Leu Pro Gly Thr Lys His
 115         120         125
Leu Leu Ala Glu Ser Glu Gln Leu Thr Phe Gly Ser Gly Val Gly Met
 130         135         140
Pro Glu Gln Ile His Leu Ser Phe Thr Asn Met Val Asn Thr Met Arg
 145         150         155         160
Val Met Phe Val Ala Gly Asp Gly Glu Glu Arg Phe Val Arg Tyr Gly
 165         170         175
Glu Ser Lys Asp Leu Leu Gly Asn Ser Ala Ala Ala Arg Gly Met Arg
 180         185         190
Tyr Glu Arg Glu His Met Cys Asp Ser Pro Ala Asn Ser Thr Ile Gly
 195         200         205
Trp Arg Asp Pro Gly Trp Ile Phe Asp Thr Val Met Lys Asn Leu Asn
 210         215         220
Asp Gly Val Arg Tyr Tyr Tyr Gln Val Gly Ser Asp Ser Lys Gly Trp
 225         230         235         240
Ser Glu Ile His Ser Tyr Ile Ala Arg Asp Val Thr Ala Glu Glu Thr
 245         250         255
Val Ala Phe Met Phe Gly Asp Met Gly Cys Ala Thr Pro Tyr Thr Thr
 260         265         270
Phe Ile Arg Thr Gln Asp Glu Ser Ile Ser Thr Val Lys Trp Ile Leu
 275         280         285
Arg Asp Ile Glu Ala Leu Gly Asp Lys Pro Ala Met Ile Ser His Ile
 290         295         300
Gly Asp Ile Ser Tyr Ala Arg Gly Tyr Ser Trp Val Trp Asp Glu Phe
 305         310         315         320
Phe Ala Gln Val Glu Pro Ile Ala Ser Thr Val Pro Tyr His Val Cys
 325         330         335
Ile Gly Asn His Glu Tyr Asp Phe Ser Thr Gln Pro Trp Lys Pro Asp
 340         345         350
Trp Ala Ala Ser Ile Tyr Gly Asn Asp Gly Gly Gly Glu Cys Gly Val
 355         360         365

```

-continued

Pro Tyr Ser Leu Lys Phe Asn Met Pro Gly Asn Ser Ser Glu Ser Thr
 370 375 380

Gly Met Lys Ala Pro Pro Thr Arg Asn Leu Tyr Tyr Ser Tyr Asp Met
 385 390 395 400

Gly Thr Val His Phe Val Tyr Ile Ser Thr Glu Thr Asn Phe Leu Lys
 405 410 415

Gly Gly Ser Gln Tyr Glu Phe Ile Lys Arg Asp Leu Glu Ser Val Asp
 420 425 430

Arg Lys Lys Thr Pro Phe Val Val Val Gln Gly His Arg Pro Met Tyr
 435 440 445

Thr Thr Ser Asn Glu Val Arg Asp Thr Met Ile Arg Gln Lys Met Val
 450 455 460

Glu His Leu Glu Pro Leu Phe Val Lys Asn Asn Val Thr Leu Ala Leu
 465 470 475 480

Trp Gly His Val His Arg Tyr Glu Arg Phe Cys Pro Ile Ser Asn Asn
 485 490 495

Thr Cys Gly Thr Gln Trp Gln Gly Asn Pro Val His Leu Val Ile Gly
 500 505 510

Met Ala Gly Gln Asp Trp Gln Pro Ile Trp Gln Pro Arg Pro Asn His
 515 520 525

Pro Asp Leu Pro Ile Phe Pro Gln Pro Glu Gln Ser Met Tyr Arg Thr
 530 535 540

Gly Glu Phe Gly Tyr Thr Arg Leu Val Ala Asn Lys Glu Lys Leu Thr
 545 550 555 560

Val Ser Phe Val Gly Asn His Asp Gly Glu Val His Asp Thr Val Glu
 565 570 575

Met Leu Ala Ser Gly Val Val Ile Ser Gly Ser Lys Glu Ser Thr Lys
 580 585 590

Ile Pro Asn Leu Lys Thr Val Pro Ala Ser Ala Thr Leu Met Gly Lys
 595 600 605

Ser Glu Ser Asn Ala Leu Trp Tyr Ala Lys Gly Ala Gly Leu Met Val
 610 615 620

Val Gly Val Leu Leu Gly Phe Ile Ile Gly Phe Phe Thr Arg Gly Lys
 625 630 635 640

Lys Ser Ser Ser Gly Asn Arg Trp Ile Pro Val Lys Asn Glu Glu Thr
 645 650 655

<210> SEQ ID NO 3
 <211> LENGTH: 1956
 <212> TYPE: DNA
 <213> ORGANISM: Arabidopsis thaliana

<400> SEQUENCE: 3

```

atgatgcgcc cggtttacac tctcttcttc ttcttctctet taatctctctc tgtttattcc      60
aaagccacga tttcaatctc tccccaaacc ttaaaccgat cggcgacat agtcgtgatc      120
aaatggtccg gcgtcgaatc accgtccgat ctcgactggt taggaatcta ctgccaccg      180
gactctctct acgatcactt catcgctac aaattctctc cggattcacc cagtgggcaa      240
tccgggtcgg gttcgatttc acttccctta accaatctcc gatcaaatta cactttccgg      300
atctttcatt ggaccaatc cgaataaac ccgaaacacc aagaccatga tcacaatcct      360
ttaccgggaa ctgcgcatct cttaaccgaa tcaaaccagt taaatttccg gttcgtctgtt      420
    
```

-continued

```

aaccgaccgg agcagattca ttttaagttac acagataaca tcaacgagat gagagtagtg 480
tttgaaccg gagatggaga agaacgagaa gctcgctacg gtgagggtta ggacaagctc 540
gataacatag cgggtggcgcg tggagttagg tacgagatag aacatatgtg tcaacgcccg 600
gcgaattcta cagtcgggatg gagagatcca ggttggacat tccgatgccgt gatgaagaat 660
ctaaaacaag ggattaggta ttattatcag gttgggagtg atttaaaagg atggagtgag 720
attcatagct ttgtttctcg aaatgagggt tcagaagaaa cattagcttt catgtttggt 780
gatatgggat gttatacacc ttatacaaca tttatccgtg gagaagaaga aagtttatca 840
actgtgaaat ggattttaag agacattgaa gctttagggt atgataagcc tgtgattgta 900
tcacatatcg gagatataag ttatgcacga ggttactcgt ggatttggga tgagttcttt 960
actcagattg agcctattgc ttctaaagtg cttaccatg tatgtattgg taaccatgag 1020
tatgattggc ctaaccagcc ttggaaacca gattgggctg cttatgttta tggtaaagat 1080
agtgggtggt aatgtggtgt accgtatagt gttaagtcca acatgcctgg taattcaacg 1140
gaagctactg gtatggttaa gggacctcaa agtcggaacc tttactattc ttatgatatg 1200
ggttctgttc atttcgttta tatttcgaca gagactgatt ttcttaaagg tgggaagcag 1260
tatagttttt tgaagagtga tttggagtct gttaatagga gtaagacacc gtttgttgtt 1320
gtccaagggc atagacctat gtacactacg agtaggaaga tcagagacgc tgctataaga 1380
gagaagatga tccagcattt ggaaccgttg ttagtgaaga acaatgtgac ggttgcttta 1440
tggggacatg tacatagata tgaaggttt tgtgcgatta gtaacaatac ttgtggtgaa 1500
cgttggcaag gaaatccagt tcactttgtg attggtatgg ctggaaaaga ctcaaacccg 1560
atgtgggaac cgagagctaa tcacgaggat gtcccgatct ttcctcagcc tgctaactca 1620
atgtaccgtg gaggcagatt tgggtacatt cgtttggtt ctaataagga aagacttact 1680
ctttcttatg tgggaaacca tgacggagaa gttcatgatg ttgttgagat tttggcttct 1740
ggggaagtta ttagcggtag tgatgatggt actaaagact caaactttgg atcagaatct 1800
gactttgcag tcttgtggta cattgaagga gcaagtgtga tggttgtggg agtgattttt 1860
gggtactttg tccggtttct tagtcgtaaa aagaaagaat ctggagttgg atcatctaat 1920
cgtagttgga tccaagttaa aaacgaggag acatga 1956
    
```

```

<210> SEQ ID NO 4
<211> LENGTH: 651
<212> TYPE: PRT
<213> ORGANISM: Arabidopsis thaliana
    
```

```

<400> SEQUENCE: 4
Met Ile Ala Ala Val Tyr Thr Leu Phe Phe Phe Phe Leu Leu Ile Ser
1           5           10          15
Ser Val Tyr Ser Lys Ala Thr Ile Ser Ile Ser Pro Gln Thr Leu Asn
20          25          30
Arg Ser Gly Asp Ile Val Val Ile Lys Trp Ser Gly Val Glu Ser Pro
35          40          45
Ser Asp Leu Asp Trp Leu Gly Ile Tyr Ser Pro Pro Asp Ser Pro His
50          55          60
Asp His Phe Ile Gly Tyr Lys Phe Leu Ser Asp Ser Pro Thr Trp Gln
65          70          75          80
Ser Gly Ser Gly Ser Ile Ser Leu Pro Leu Thr Asn Leu Arg Ser Asn
85          90          95
    
```

-continued

Tyr Thr Phe Arg Ile Phe His Trp Thr Gln Ser Glu Ile Asn Pro Lys
 100 105 110
 His Gln Asp His Asp His Asn Pro Leu Pro Gly Thr Arg His Leu Leu
 115 120 125
 Thr Glu Ser Asn Gln Leu Asn Phe Arg Phe Ala Val Asn Arg Pro Glu
 130 135 140
 Gln Ile His Leu Ser Tyr Thr Asp Asn Ile Asn Glu Met Arg Val Val
 145 150 155 160
 Phe Val Thr Gly Asp Gly Glu Glu Arg Glu Ala Arg Tyr Gly Glu Val
 165 170 175
 Lys Asp Lys Leu Asp Asn Ile Ala Val Ala Arg Gly Val Arg Tyr Glu
 180 185 190
 Ile Glu His Met Cys His Ala Pro Ala Asn Ser Thr Val Gly Trp Arg
 195 200 205
 Asp Pro Gly Trp Thr Phe Asp Ala Val Met Lys Asn Leu Lys Gln Gly
 210 215 220
 Ile Arg Tyr Tyr Tyr Gln Val Gly Ser Asp Leu Lys Gly Trp Ser Glu
 225 230 235 240
 Ile His Ser Phe Val Ser Arg Asn Glu Gly Ser Glu Glu Thr Leu Ala
 245 250 255
 Phe Met Phe Gly Asp Met Gly Cys Tyr Thr Pro Tyr Thr Thr Phe Ile
 260 265 270
 Arg Gly Glu Glu Glu Ser Leu Ser Thr Val Lys Trp Ile Leu Arg Asp
 275 280 285
 Ile Glu Ala Leu Gly Asp Asp Lys Pro Val Ile Val Ser His Ile Gly
 290 295 300
 Asp Ile Ser Tyr Ala Arg Gly Tyr Ser Trp Ile Trp Asp Glu Phe Phe
 305 310 315 320
 Thr Gln Ile Glu Pro Ile Ala Ser Lys Val Pro Tyr His Val Cys Ile
 325 330 335
 Gly Asn His Glu Tyr Asp Trp Pro Asn Gln Pro Trp Lys Pro Asp Trp
 340 345 350
 Ala Ala Tyr Val Tyr Gly Lys Asp Ser Gly Gly Glu Cys Gly Val Pro
 355 360 365
 Tyr Ser Val Lys Phe Asn Met Pro Gly Asn Ser Thr Glu Ala Thr Gly
 370 375 380
 Met Val Lys Gly Pro Gln Ser Arg Asn Leu Tyr Tyr Ser Tyr Asp Met
 385 390 395 400
 Gly Ser Val His Phe Val Tyr Ile Ser Thr Glu Thr Asp Phe Leu Lys
 405 410 415
 Gly Gly Lys Gln Tyr Ser Phe Leu Lys Ser Asp Leu Glu Ser Val Asn
 420 425 430
 Arg Ser Lys Thr Pro Phe Val Val Val Gln Gly His Arg Pro Met Tyr
 435 440 445
 Thr Thr Ser Arg Lys Ile Arg Asp Ala Ala Ile Arg Glu Lys Met Ile
 450 455 460
 Glu His Leu Glu Pro Leu Leu Val Lys Asn Asn Val Thr Val Ala Leu
 465 470 475 480
 Trp Gly His Val His Arg Tyr Glu Arg Phe Cys Ala Ile Ser Asn Asn
 485 490 495
 Thr Cys Gly Glu Arg Trp Gln Gly Asn Pro Val His Leu Val Ile Gly

-continued

500			505			510									
Met	Ala	Gly	Lys	Asp	Ser	Gln	Pro	Met	Trp	Glu	Pro	Arg	Ala	Asn	His
		515					520					525			
Glu	Asp	Val	Pro	Ile	Phe	Pro	Gln	Pro	Ala	Asn	Ser	Met	Tyr	Arg	Gly
	530					535					540				
Gly	Glu	Phe	Gly	Tyr	Ile	Arg	Leu	Val	Ala	Asn	Lys	Glu	Arg	Leu	Thr
545					550					555					560
Leu	Ser	Tyr	Val	Gly	Asn	His	Asp	Gly	Glu	Val	His	Asp	Val	Val	Glu
			565						570					575	
Ile	Leu	Ala	Ser	Gly	Glu	Val	Ile	Ser	Gly	Ser	Asp	Asp	Gly	Thr	Lys
		580						585					590		
Asp	Ser	Asn	Phe	Gly	Ser	Glu	Ser	Asp	Phe	Ala	Val	Leu	Trp	Tyr	Ile
		595						600						605	
Glu	Gly	Ala	Ser	Val	Met	Val	Val	Gly	Val	Ile	Phe	Gly	Tyr	Phe	Val
	610					615					620				
Gly	Phe	Leu	Ser	Arg	Lys	Lys	Lys	Glu	Ser	Gly	Val	Gly	Ser	Ser	Asn
625					630					635					640
Arg	Ser	Trp	Ile	Gln	Val	Lys	Asn	Glu	Glu	Thr					
			645						650						

<210> SEQ ID NO 5
 <211> LENGTH: 1989
 <212> TYPE: DNA
 <213> ORGANISM: Glycine max

<400> SEQUENCE: 5

```

atgattcccc atctaccocct ccccttcctc ttctccttat tcatcatcctt cttccacctc    60
gctgaatcca aaccctccct caccgccacg ccaaccaccc tcccagcctc cgcgccacc    120
gtcaatctcc gctggtcocg catcccttcc ccctccgacc tcgacttctc cgccatctat    180
tcccctccga cctcccgcga cgacaacttc atcggatacc tcttctctc gcagtccgcc    240
acgtggcgca cgggtcccg caacctctcc ctccccctcg tcgacctccg ctccaactac    300
tccttccgca tcttcagctg gaccccgccc gagatcaacc ccaagcgcca ggaccacgat    360
cacaaccctc tcccggtcac acgccacctc ctgcgctttt cggaggagggt ctcttcgcc    420
cctcaccgtg ggcccccaaca gatccacctg gcgttcgctt gggccccacgg caaggaggag    480
gatatgcgcg tgatgtacat cgcgcgcat ccgagagaaa cctacgtaag gtacggggag    540
agggaggata agcttgatgg gattgcggtc gcacgtgtgg agaggtaga gagggagcac    600
atgtgcgacg cgcctgcaa cagcagtggt gggtggaggg accctgggtt tatcaacgac    660
gccgttctca taggtttgaa gaaggacag aggtattatt acaaggttgg aatgataac    720
ggaggttgga gtgcaactca aagttttgtg tcgaggaata gtgattcaga cgaaacaata    780
gctttctctg ttggtgacat gggaacagct gtaccatata atcgtttct gcgaacgcag    840
gatgaaagca tatcaaccat gaagtggatc ctccgtgatg ttgaagctct aggcgacaag    900
ccagcctttg tgcgcacat tggagacatt agttatgcaa gaggttattc ctggttgtgg    960
gaccattttt ttgcccagat tgaacctgtt gcctcccaag tggcatacca tgtttgcatt   1020
ggcaatcatg agtatgactg gcctttgcag ccatggaaac ctgattgggc cagttatgga   1080
aaagatgggg gtggtgagtg tgggtgcct tacagtttaa ggtttaacat gcccgaaac   1140
tcttcagaac tcaactgaaa tgctgcagcc ccaccaacta ggaatcttta ttactcattt   1200
    
```


-continued

```

gatatgggag cagtacactt tgtgtatatt tccacggaga ccaatthtgt tcttgggagc 1260
aaacagtacg acttcttgaa gcatgatttg gaatcgggta acaggagcaa gactcctttt 1320
gtggtggtgc aagggcacag gcccatgtac actaccagcc atgaaaatag ggatgctgct 1380
ttaagaggaa agatgcttga gcacttggaa cctctgttgg tgaataacaa tgtgacactt 1440
gccctttggg gtcattgtca tagatacgag agattttgtc cactgaataa cttcacttgt 1500
gggtttaatg cgggtcacia tgcaggggac aaaaaaggat atactgttca cattgtgac 1560
ggcatggcag ggcaagactg gcaacctgtc tgggaaccaa ggccagacca tcccgatgat 1620
ccaatctttc cacagccaaa atggtctctg taccgcgag gcgagtttgg gtacacaaga 1680
ctcgtcgcta caaagcagaa gctcgtgctt tcttatgtgg gaaacctga cggtgagggtg 1740
catgatcagt tggaaattct ggcattctgg gaagttgtca gtggtgacgg aggctgtagt 1800
attgctgatg ctaattctaa agctggaaat gtgattgtgg aatccacatt gtcttggtat 1860
gtcaagggag gaagtgtgct gctgcttggg gcattcatgg gttacgtttt tggttacgtt 1920
acaagtgc aaagaagtc tgaggtgcca gagagcaatt ggactccggt gaagactgag 1980
gaaacttga 1989

```

<210> SEQ ID NO 6

<211> LENGTH: 662

<212> TYPE: PRT

<213> ORGANISM: Glycine max

<400> SEQUENCE: 6

```

Met Ile Pro Asp Leu Pro Leu Pro Phe Leu Phe Ser Leu Phe Ile Ile
1           5           10           15
Phe Phe His Leu Ala Glu Ser Lys Pro Ser Leu Thr Ala Thr Pro Thr
20           25           30
Thr Leu Pro Ala Ser Gly Ala Thr Val Asn Leu Arg Trp Ser Gly Ile
35           40           45
Pro Ser Pro Ser Asp Leu Asp Phe Leu Ala Ile Tyr Ser Pro Pro Thr
50           55           60
Ser Pro His Asp Asn Phe Ile Gly Tyr Leu Phe Leu Ser Gln Ser Ala
65           70           75           80
Thr Trp Arg Thr Gly Ser Gly Asn Leu Ser Leu Pro Leu Val Asp Leu
85           90           95
Arg Ser Asn Tyr Ser Phe Arg Ile Phe Ser Trp Thr Arg Ala Glu Ile
100          105          110
Asn Pro Lys Arg Gln Asp His Asp His Asn Pro Leu Pro Val Thr Arg
115          120          125
His Leu Leu Ala Phe Ser Glu Glu Val Ser Phe Ala Pro His Arg Gly
130          135          140
Pro Gln Gln Ile His Leu Ala Phe Val Gly Ala His Gly Lys Glu Glu
145          150          155          160
Asp Met Arg Val Met Tyr Ile Ala Arg Asp Pro Arg Glu Thr Tyr Val
165          170          175
Arg Tyr Gly Glu Arg Glu Asp Lys Leu Asp Gly Ile Ala Val Ala Arg
180          185          190
Val Glu Arg Tyr Glu Arg Glu His Met Cys Asp Ala Pro Ala Asn Thr
195          200          205
Ser Val Gly Trp Arg Asp Pro Gly Phe Ile Asn Asp Ala Val Leu Ile
210          215          220

```

-continued

Gly Leu Lys Lys Gly Gln Arg Tyr Tyr Tyr Lys Val Gly Asn Asp Asn
 225 230 235 240
 Gly Gly Trp Ser Ala Thr Gln Ser Phe Val Ser Arg Asn Ser Asp Ser
 245 250 255
 Asp Glu Thr Ile Ala Phe Leu Phe Gly Asp Met Gly Thr Ala Val Pro
 260 265 270
 Tyr Asn Thr Phe Leu Arg Thr Gln Asp Glu Ser Ile Ser Thr Met Lys
 275 280 285
 Trp Ile Leu Arg Asp Val Glu Ala Leu Gly Asp Lys Pro Ala Phe Val
 290 295 300
 Ser His Ile Gly Asp Ile Ser Tyr Ala Arg Gly Tyr Ser Trp Leu Trp
 305 310 315 320
 Asp His Phe Phe Ala Gln Ile Glu Pro Val Ala Ser Gln Val Ala Tyr
 325 330 335
 His Val Cys Ile Gly Asn His Glu Tyr Asp Trp Pro Leu Gln Pro Trp
 340 345 350
 Lys Pro Asp Trp Ala Ser Tyr Gly Lys Asp Gly Gly Gly Glu Cys Gly
 355 360 365
 Val Pro Tyr Ser Leu Arg Phe Asn Met Pro Gly Asn Ser Ser Glu Leu
 370 375 380
 Thr Gly Asn Ala Ala Ala Pro Pro Thr Arg Asn Leu Tyr Tyr Ser Phe
 385 390 395 400
 Asp Met Gly Ala Val His Phe Val Tyr Ile Ser Thr Glu Thr Asn Phe
 405 410 415
 Val Pro Gly Ser Lys Gln Tyr Asp Phe Leu Lys His Asp Leu Glu Ser
 420 425 430
 Val Asn Arg Ser Lys Thr Pro Phe Val Val Val Gln Gly His Arg Pro
 435 440 445
 Met Tyr Thr Thr Ser His Glu Asn Arg Asp Ala Ala Leu Arg Gly Lys
 450 455 460
 Met Leu Glu His Leu Glu Pro Leu Leu Val Asn Asn Asn Val Thr Leu
 465 470 475 480
 Ala Leu Trp Gly His Val His Arg Tyr Glu Arg Phe Cys Pro Leu Asn
 485 490 495
 Asn Phe Thr Cys Gly Val Asn Ala Gly His Asn Ala Gly Asp Lys Lys
 500 505 510
 Gly Tyr Thr Val His Ile Val Ile Gly Met Ala Gly Gln Asp Trp Gln
 515 520 525
 Pro Val Trp Glu Pro Arg Pro Asp His Pro Asp Asp Pro Ile Phe Pro
 530 535 540
 Gln Pro Lys Trp Ser Leu Tyr Arg Gly Gly Glu Phe Gly Tyr Thr Arg
 545 550 555 560
 Leu Val Ala Thr Lys Gln Lys Leu Val Leu Ser Tyr Val Gly Asn His
 565 570 575
 Asp Gly Glu Val His Asp Gln Leu Glu Ile Leu Ala Ser Gly Glu Val
 580 585 590
 Val Ser Gly Asp Gly Gly Cys Ser Ile Ala Asp Ala Asn Ser Lys Ala
 595 600 605
 Gly Asn Val Ile Val Glu Ser Thr Leu Ser Trp Tyr Val Lys Gly Gly
 610 615 620
 Ser Val Leu Leu Leu Gly Ala Phe Met Gly Tyr Val Phe Gly Tyr Val

-continued

625	630	635	640	
Thr Ser Ala Arg Lys Lys Ser Glu Val Pro Glu Ser Asn Trp Thr Pro				
	645	650	655	
Val Lys Thr Glu Glu Thr				
	660			

<210> SEQ ID NO 7
 <211> LENGTH: 1965
 <212> TYPE: DNA
 <213> ORGANISM: Zea mays

<400> SEQUENCE: 7

```

atgtaccctgg aaaacccccca cctccgcttc ctctctttcc tcgccgtcgc ggcagttgcc      60
gccggcggggg ctgcgcgcaaa caccaccctc acccgctccc tctccggcaa ccagatcaag      120
atcatctggt cgggactccc ggccccggac ggctctgact acgttgccat ctactcgcgg      180
ccgtccctccc tcgaccgcca cttccctcggc tatctcttcc tcaacggctc cgectctcgg      240
cgcgcggggt cgggggagct ctccctcccg ctctctccga cgctccgcgc gcctaccag      300
ttccgtctct ttcgctggcc cgccaaggag tactcctacc accacgtcga ccacgaccag      360
aacccgctcc cccacggcaa gcaccgcgtc gccgtctccg ccgacgtctc cgtcggcgac      420
cccgcccgcc ccgagcagct gcacctcgcg tttcgggatg aggtcgacga gatgcgggtc      480
ctgttcgtgt gggcgacccg cggggagagg gtctgcaggt acgggctgca gaaggaggac      540
gacaaggagt ggaaggaggt gggcacggat gtgagcagct acgagcagag gcacatgtgc      600
gattggccgg ccaacagcag cgtcgcctgg agggatccgg gattcgtctt cgacggcctc      660
atgaagggat tggagcccgg aaggaggtac ttttacaagg ttggtagtga cacaggagga      720
tggagtgaga tatacagctt catttcacgt gacagtgaag ccagtgagac caatgctttt      780
ctatttggtg acatgggaac ttatgtgcct tataacacct acattcgcac acaatctgag      840
agcttgcca ctgtaaaagt gatccttctg gatattgaag cccttgaga taaacccgcc      900
tttatttcac acattgggga catcagctat gctagaggtt attcttgggt ctggtatcat      960
ttcttcagcc agatcgagcc tattgtcgc aatactccat accatgtctg tataggaaat     1020
catgagtatg atggccatc acaaccctgg aaaccatggt gggctacata tggaacggac     1080
ggtggaggcg aatgtggaat accttatagt gtcaggttca gaatgccagg caattctatt     1140
ctacctacag gtaatggtgg cccagacacc aggaatcttt attactcctt cgactcaggc     1200
gtggtgcatt tcgtctacat gtcgaccgaa acaaattttg ttcagggaaag tgagcagcac     1260
aacttcttga aagcggacct tgagaagggt aaccgaagta gaacaccctt tgtgtttttt     1320
cagggccacc gccccatgta cacctcgagc gatgaaacca gggacgcggc tttgaaacag     1380
cagatgctcc agaactctgga accgctgctg gtgacatata atgtgacct cgcgctatgg     1440
ggacatgtcc acaggtaaga gaggttctgc ccgatgcaga attccaatg tgtcaaacact     1500
tcatcaaget tcagtaactc tggcgtctct gtgcattctt tgatcgggat gggcgcccaa     1560
gactggcaac ctgtatggca accgaggcct gatcaccagc acgtccctat ctttctcag     1620
cctgagcgtt ccatgtaccg cgggtggcag tttggatcag ccagacttgt ggcaacaagg     1680
gagaagctaa cattgactta tgtggggaac catgatgggc aggtccatga tatggtggag     1740
atattttctg gcctggatc cccagtaac agtagtggtt ctgaggcggg ggatggaacc     1800
aaacttggca caggagtcag caccgtgcgg aaaatttctc cgctgtactt ggaatttga     1860
    
```

-continued

 ggcagtgatga tgtttgcgct gctcctggga ttttcctttg ggatacttgt caggagaaaag 1920

aaagaagctg cacagtggac tcaagtaaag aatgaggaat cgtag 1965

<210> SEQ ID NO 8

<211> LENGTH: 654

<212> TYPE: PRT

<213> ORGANISM: Zea mays

<400> SEQUENCE: 8

Met Tyr Pro Glu Asn Pro His Leu Arg Phe Leu Leu Phe Leu Ala Val
1 5 10 15Ala Ala Val Ala Ala Gly Gly Ala Ala Ala Asn Thr Thr Leu Thr Ala
20 25 30Ser Leu Ser Gly Asn Gln Ile Lys Ile Ile Trp Ser Gly Leu Pro Ala
35 40 45Pro Asp Gly Leu Asp Tyr Val Ala Ile Tyr Ser Pro Pro Ser Ser Leu
50 55 60Asp Arg Asp Phe Leu Gly Tyr Leu Phe Leu Asn Gly Ser Ala Ser Trp
65 70 75 80Arg Gly Gly Ser Gly Glu Leu Ser Leu Pro Leu Leu Pro Thr Leu Arg
85 90 95Ala Pro Tyr Gln Phe Arg Leu Phe Arg Trp Pro Ala Lys Glu Tyr Ser
100 105 110Tyr His His Val Asp His Asp Gln Asn Pro Leu Pro His Gly Lys His
115 120 125Arg Val Ala Val Ser Ala Asp Val Ser Val Gly Asp Pro Ala Arg Pro
130 135 140Glu Gln Leu His Leu Ala Phe Ala Asp Glu Val Asp Glu Met Arg Val
145 150 155 160Leu Phe Val Cys Gly Asp Arg Gly Glu Arg Val Val Arg Tyr Gly Leu
165 170 175Gln Lys Glu Asp Asp Lys Glu Trp Lys Glu Val Gly Thr Asp Val Ser
180 185 190Thr Tyr Glu Gln Arg His Met Cys Asp Trp Pro Ala Asn Ser Ser Val
195 200 205Ala Trp Arg Asp Pro Gly Phe Val Phe Asp Gly Leu Met Lys Gly Leu
210 215 220Glu Pro Gly Arg Arg Tyr Phe Tyr Lys Val Gly Ser Asp Thr Gly Gly
225 230 235 240Trp Ser Glu Ile Tyr Ser Phe Ile Ser Arg Asp Ser Glu Ala Ser Glu
245 250 255Thr Asn Ala Phe Leu Phe Gly Asp Met Gly Thr Tyr Val Pro Tyr Asn
260 265 270Thr Tyr Ile Arg Thr Gln Ser Glu Ser Leu Ser Thr Val Lys Trp Ile
275 280 285Leu Arg Asp Ile Glu Ala Leu Gly Asp Lys Pro Ala Phe Ile Ser His
290 295 300Ile Gly Asp Ile Ser Tyr Ala Arg Gly Tyr Ser Trp Val Trp Tyr His
305 310 315 320Phe Phe Ser Gln Ile Glu Pro Ile Ala Ala Asn Thr Pro Tyr His Val
325 330 335

Cys Ile Gly Asn His Glu Tyr Asp Trp Pro Ser Gln Pro Trp Lys Pro

-continued

340			345			350									
Trp	Trp	Ala	Thr	Tyr	Gly	Thr	Asp	Gly	Gly	Gly	Glu	Cys	Gly	Ile	Pro
		355					360					365			
Tyr	Ser	Val	Arg	Phe	Arg	Met	Pro	Gly	Asn	Ser	Ile	Leu	Pro	Thr	Gly
		370					375				380				
Asn	Gly	Gly	Pro	Asp	Thr	Arg	Asn	Leu	Tyr	Tyr	Ser	Phe	Asp	Ser	Gly
		385			390						395				400
Val	Val	His	Phe	Val	Tyr	Met	Ser	Thr	Glu	Thr	Asn	Phe	Val	Gln	Gly
			405						410					415	
Ser	Glu	Gln	His	Asn	Phe	Leu	Lys	Ala	Asp	Leu	Glu	Lys	Val	Asn	Arg
			420						425					430	
Ser	Arg	Thr	Pro	Phe	Val	Val	Phe	Gln	Gly	His	Arg	Pro	Met	Tyr	Thr
			435					440				445			
Ser	Ser	Asp	Glu	Thr	Arg	Asp	Ala	Ala	Leu	Lys	Gln	Gln	Met	Leu	Gln
		450				455						460			
Asn	Leu	Glu	Pro	Leu	Leu	Val	Thr	Tyr	Asn	Val	Thr	Leu	Ala	Leu	Trp
		465			470						475				480
Gly	His	Val	His	Arg	Tyr	Glu	Arg	Phe	Cys	Pro	Met	Gln	Asn	Ser	Gln
			485						490					495	
Cys	Val	Asn	Thr	Ser	Ser	Ser	Phe	Gln	Tyr	Ser	Gly	Ala	Pro	Val	His
			500					505						510	
Leu	Val	Ile	Gly	Met	Gly	Gly	Gln	Asp	Trp	Gln	Pro	Val	Trp	Gln	Pro
		515						520						525	
Arg	Pro	Asp	His	Pro	Asp	Val	Pro	Ile	Phe	Pro	Gln	Pro	Glu	Arg	Ser
		530				535						540			
Met	Tyr	Arg	Gly	Gly	Glu	Phe	Gly	Tyr	Ala	Arg	Leu	Val	Ala	Thr	Arg
		545			550					555					560
Glu	Lys	Leu	Thr	Leu	Thr	Tyr	Val	Gly	Asn	His	Asp	Gly	Gln	Val	His
			565						570					575	
Asp	Met	Val	Glu	Ile	Phe	Ser	Gly	Leu	Val	Ser	Pro	Ser	Asn	Ser	Ser
			580					585						590	
Val	Ala	Glu	Ala	Val	Asp	Gly	Thr	Lys	Leu	Gly	Thr	Gly	Val	Ser	Thr
		595						600						605	
Val	Arg	Lys	Ile	Ser	Pro	Leu	Tyr	Leu	Glu	Ile	Gly	Gly	Ser	Val	Met
		610						615			620				
Phe	Ala	Leu	Leu	Leu	Gly	Phe	Ser	Phe	Gly	Ile	Leu	Val	Arg	Arg	Lys
		625			630						635				640
Lys	Glu	Ala	Ala	Gln	Trp	Thr	Gln	Val	Lys	Asn	Glu	Glu	Ser		
			645								650				

<210> SEQ ID NO 9
 <211> LENGTH: 22
 <212> TYPE: DNA
 <213> ORGANISM: Artificial Sequence
 <220> FEATURE:
 <223> OTHER INFORMATION: Synthetic primer

<400> SEQUENCE: 9

tggttcacgt agtgggccat cg

<210> SEQ ID NO 10
 <211> LENGTH: 21
 <212> TYPE: DNA
 <213> ORGANISM: Artificial Sequence
 <220> FEATURE:

-continued

<223> OTHER INFORMATION: Synthetic primer
<400> SEQUENCE: 10
ttgaagtta acatgcctgg g 21

<210> SEQ ID NO 11
<211> LENGTH: 21
<212> TYPE: DNA
<213> ORGANISM: Artificial sequence
<220> FEATURE:
<223> OTHER INFORMATION: Synthetic primer
<400> SEQUENCE: 11
tccaatgctc gattgattag c 21

<210> SEQ ID NO 12
<211> LENGTH: 31
<212> TYPE: DNA
<213> ORGANISM: Artificial Sequence
<220> FEATURE:
<223> OTHER INFORMATION: Synthetic primer
<400> SEQUENCE: 12
ggccgctgac atgatcgta atttctctt c 31

<210> SEQ ID NO 13
<211> LENGTH: 31
<212> TYPE: DNA
<213> ORGANISM: Artificial Sequence
<220> FEATURE:
<223> OTHER INFORMATION: Synthetic primer
<400> SEQUENCE: 13
ccggactagt tcatgtctcc tcgttcttga c 31

<210> SEQ ID NO 14
<211> LENGTH: 27
<212> TYPE: DNA
<213> ORGANISM: Artificial Sequence
<220> FEATURE:
<223> OTHER INFORMATION: Synthetic primer
<400> SEQUENCE: 14
gtttcacatc aacattgtgg tcattgg 27

<210> SEQ ID NO 15
<211> LENGTH: 24
<212> TYPE: DNA
<213> ORGANISM: Artificial Sequence
<220> FEATURE:
<223> OTHER INFORMATION: Synthetic primer
<400> SEQUENCE: 15
gagtacttg ggtagtggc atcc 24

<210> SEQ ID NO 16
<211> LENGTH: 30
<212> TYPE: DNA
<213> ORGANISM: Artificial Sequence
<220> FEATURE:
<223> OTHER INFORMATION: Synthetic primer
<400> SEQUENCE: 16
ggttgagctc gattctaaag cgaccatttc 30

-continued

<210> SEQ ID NO 17
 <211> LENGTH: 29
 <212> TYPE: DNA
 <213> ORGANISM: Artificial Sequence
 <220> FEATURE:
 <223> OTHER INFORMATION: Synthetic primer

<400> SEQUENCE: 17
 ttttggtagc tcaggatccg aaagtcagc 29

<210> SEQ ID NO 18
 <211> LENGTH: 1959
 <212> TYPE: DNA
 <213> ORGANISM: Brassica rapa

<400> SEQUENCE: 18
 atgatcgtcg agttctctac cttcatcctc ttctctccg tcttctctc ctcagctaac 60
 gccaaagcaa ccttatccat ctccccaaa actctaagcc gatccggcga ttccatcctc 120
 atcaaatggt ccaacctcga ctctccctcc gatctcgact ggctaggcat ctactcccc 180
 ccagcctctc cccacgacca cttcatcgcc tacaagtcc tcaacgcctc ccccacgtgg 240
 caatccggct ccggcgcgat ctccctcccc ctaccaacc tccgatcgaa ctacacgttc 300
 cgtatcttcc gatggacgca gtccgagatc aatccgaagc acaaggacca cgaccagaat 360
 cccttaccgg gaacgaagca ccttctggcg gaatcggagc aggtgggggt cggatccgcc 420
 ggctggggga ggccggagca gatccatttg gcgttcgagg ataaggttaa caggatgcag 480
 gtcacgttcc tagctgggga tggggaagaa aggttcgtga ggtacggaga ggccggaggat 540
 gcgttggcga actccgcggc gccgcgcggg attaggtacg agaggagca tatgtgtaat 600
 gctccggcta attccaccgt gggatggaga gatcccggtt ggattttca taccgttatg 660
 aagaatttga acggtggcgt taggtattat tatcaggttg ggagtgttc aaagggatgg 720
 agtgagatcc acagcttcat cgtcgcgagat atctactcag aagaaacct agctttcatg 780
 tccggagaca tgggttgcgc tacaccttac aataccttca tccggacgca ggacgagagt 840
 atgtccacag tgaagtggat actccgcgac atcgaagctc ttggtgacaa gccggctctc 900
 gtttcgcaca ttggagatat aagctacgct cgtggttact cctgggtgtg ggatgagttc 960
 tttgctcaga tegagcctat tgctcgcaga gttccttacc acgtctgcat tgtaaccac 1020
 gagtatgact tccctactca gccgtggaaa cctgattggg gaacttacgg taatgacgg 1080
 gggggagagt gccgtgtgcc gtatagtctc aagttcaaca tgcctggaaa ctctcggaa 1140
 ccaacgggaa cgaaagctcc tcctacaagg aatttgtatt actcttacga catggggtcg 1200
 gttcatttcc tttacatctc caccgagacg aactttctca aaggaggag gcaatacag 1260
 tttataaagc gagatcttga gctctggaac agggagaaaa caccgtttgt tgtcgtgcaa 1320
 ggacacagac cgatgtacac caccagcaac gaggtgagag acgcgatgat taggcaaaag 1380
 atggtggagc atttggagcc gctgtttgtg gagaacaacg tgacgcttgc tctgtgggga 1440
 catgttcata gatacagag gttttgtccg ataagcaaca acacgtgtgg gaaacagtgg 1500
 agaggaagcc cggttcatct tgtgatcgg atgggtggtc aagactggca accgatttgg 1560
 cagccgagac cgaacctacc ggttcttctc atattcctc agcctgaaca gtcgatgtac 1620
 aggacgggtg agtttgggta cactcgtttg gttgcaaca aagagaagct cactgtttcg 1680

-continued

```

tttgtgggta accatgatgg agaagttcat gatagtgttg agatgtttgc gtctggggaa 1740
gtaatcagtg ggaggaaaga ggaactatt aagaccgttc ctgtatctgc aacacttggt 1800
gggaaacctg agtctgatgt cttatgggtat gttaaaggag caggcttggt ggttattggt 1860
gtgcttttag ggttcattat aggggtttttt acaaggggga agaaaggatc ttcttcacat 1920
gataaccgtt ggatcccagt caagaacgag gagacatga 1959

```

```

<210> SEQ ID NO 19
<211> LENGTH: 652
<212> TYPE: PRT
<213> ORGANISM: Brassica rapa

```

```

<400> SEQUENCE: 19

```

```

Met Ile Val Glu Phe Ser Thr Phe Ile Leu Phe Leu Ser Val Phe Val
1           5           10          15
Ser Ser Ala Asn Ala Lys Ala Thr Leu Ser Ile Ser Pro Lys Thr Leu
20          25          30
Ser Arg Ser Gly Asp Ser Ile Leu Ile Lys Trp Ser Asn Leu Asp Ser
35          40          45
Pro Ser Asp Leu Asp Trp Leu Gly Ile Tyr Ser Pro Pro Ala Ser Pro
50          55          60
His Asp His Phe Ile Gly Tyr Lys Phe Leu Asn Ala Ser Pro Thr Trp
65          70          75          80
Gln Ser Gly Ser Gly Ala Ile Ser Leu Pro Leu Thr Asn Leu Arg Ser
85          90          95
Asn Tyr Thr Phe Arg Ile Phe Arg Trp Thr Gln Ser Glu Ile Asn Pro
100         105         110
Lys His Lys Asp His Asp Gln Asn Pro Leu Pro Gly Thr Lys His Leu
115         120         125
Leu Ala Glu Ser Glu Gln Val Gly Phe Gly Ser Ala Gly Val Gly Arg
130         135         140
Pro Glu Gln Ile His Leu Ala Phe Glu Asp Lys Val Asn Arg Met Gln
145         150         155         160
Val Thr Phe Val Ala Gly Asp Gly Glu Glu Arg Phe Val Arg Tyr Gly
165         170         175
Glu Ala Glu Asp Ala Leu Ala Asn Ser Ala Ala Ala Arg Gly Ile Arg
180         185         190
Tyr Glu Arg Glu His Met Cys Asn Ala Pro Ala Asn Ser Thr Val Gly
195         200         205
Trp Arg Asp Pro Gly Trp Ile Phe His Thr Val Met Lys Asn Leu Asn
210         215         220
Gly Gly Val Arg Tyr Tyr Tyr Gln Val Gly Ser Asp Ser Lys Gly Trp
225         230         235         240
Ser Glu Ile His Ser Phe Ile Ala Arg Asp Ile Tyr Ser Glu Glu Thr
245         250         255
Ile Ala Phe Met Phe Gly Asp Met Gly Cys Ala Thr Pro Tyr Asn Thr
260         265         270
Phe Ile Arg Thr Gln Asp Glu Ser Met Ser Thr Val Lys Trp Ile Leu
275         280         285
Arg Asp Ile Glu Ala Leu Gly Asp Lys Pro Ala Leu Val Ser His Ile
290         295         300
Gly Asp Ile Ser Tyr Ala Arg Gly Tyr Ser Trp Val Trp Asp Glu Phe
305         310         315         320

```


-continued

Phe Ala Gln Ile Glu Pro Ile Ala Ser Arg Val Pro Tyr His Val Cys
 325 330 335

Ile Gly Asn His Glu Tyr Asp Phe Pro Thr Gln Pro Trp Lys Pro Asp
 340 345 350

Trp Gly Thr Tyr Gly Asn Asp Gly Gly Gly Glu Cys Gly Val Pro Tyr
 355 360 365

Ser Leu Lys Phe Asn Met Pro Gly Asn Ser Ser Glu Pro Thr Gly Thr
 370 375 380

Lys Ala Pro Pro Thr Arg Asn Leu Tyr Tyr Ser Tyr Asp Met Gly Ser
 385 390 395 400

Val His Phe Leu Tyr Ile Ser Thr Glu Thr Asn Phe Leu Lys Gly Gly
 405 410 415

Arg Gln Tyr Glu Phe Ile Lys Arg Asp Leu Glu Ser Val Asn Arg Glu
 420 425 430

Lys Thr Pro Phe Val Val Val Gln Gly His Arg Pro Met Tyr Thr Thr
 435 440 445

Ser Asn Glu Val Arg Asp Ala Met Ile Arg Gln Lys Met Val Glu His
 450 455 460

Leu Glu Pro Leu Phe Val Glu Asn Asn Val Thr Leu Ala Leu Trp Gly
 465 470 475 480

His Val His Arg Tyr Glu Arg Phe Cys Pro Ile Ser Asn Asn Thr Cys
 485 490 495

Gly Lys Gln Trp Arg Gly Ser Pro Val His Leu Val Ile Gly Met Gly
 500 505 510

Gly Gln Asp Trp Gln Pro Ile Trp Gln Pro Arg Pro Asn His Pro Gly
 515 520 525

Leu Pro Ile Phe Pro Gln Pro Glu Gln Ser Met Tyr Arg Thr Gly Glu
 530 535 540

Phe Gly Tyr Thr Arg Leu Val Ala Asn Lys Glu Lys Leu Thr Val Ser
 545 550 555 560

Phe Val Gly Asn His Asp Gly Glu Val His Asp Ser Val Glu Met Phe
 565 570 575

Ala Ser Gly Glu Val Ile Ser Gly Arg Lys Glu Glu Thr Ile Lys Thr
 580 585 590

Val Pro Val Ser Ala Thr Leu Val Gly Lys Pro Glu Ser Asp Val Leu
 595 600 605

Trp Tyr Val Lys Gly Ala Gly Leu Leu Val Ile Gly Val Leu Leu Gly
 610 615 620

Phe Ile Ile Gly Phe Phe Thr Arg Gly Lys Lys Gly Ser Ser Ser Ser
 625 630 635 640

Asp Asn Arg Trp Ile Pro Val Lys Asn Glu Glu Thr
 645 650

<210> SEQ ID NO 20

<211> LENGTH: 1965

<212> TYPE: DNA

<213> ORGANISM: Hordeum vulgare

<400> SEQUENCE: 20

atgcacccca aaaccccgcc tctcctcctc gtcctcctct tcttcgcccg cggcgaggcc 60
 gcggggacca cctcaecggc caccceggcg aagctcacc aatccgacca agaaatcacg 120
 atccggtggt ccgaactccc gtccecgat ggctcgacc acgtggcgat ctactcccgc 180

-continued

```

ccgtcctcca ggcaccgoga cttcctaggc tacatcttcc tcaatggctc cgectcctgg 240
cgcagcggcc gcggagagct caccctccca cggctcccca acctgcgggc gcctaccag 300
ttccgcctct tccgtggcc cgcagagag tactcctacc accacgtcga ccacgacggc 360
aacccgctcc cccacggcca ccaccgctc gccctatccg gcgaggtcgc tttecggggc 420
tcggccgcgc ggcccagca ggtgcacctc gcgttcgccc atagggccga cgagatgccc 480
gtgatgttcg tgtgcgcgga cgcggcaag agggccgtga ggtacgggct tgagaaggag 540
gaggagaagg gctggacgga agtgggcacg gaggtgagga cgtacgagca gaagcacatg 600
tgcgacacgc cggcgaacga caccgtaggg tggagggatc cgggcttctt cttcgtggc 660
ctcatgaatg ggttgagacc cggaaaggag tacttttaca aggtcggtag tgacctggga 720
ggatggagcg agacatacag ctttatttca cgtgacagtg aggccaatga gaccattgct 780
tttctcttcg gtgatatggg cacttatgta ccatacaaca cctacatccg cacacaagat 840
gagagcttgt caacgggtaa gtggatcctc cgtgatattg aagcccttgg agataagcct 900
gcatttattt cgcacattgg ggacatcagt tatgccagag gctatgcttg ggtgtgggat 960
cattttctca gccagattga gctatttga gccaaactc cataccatgt ctgcatagga 1020
aatcatgagt atgattggcc ttcacaacct tggaaacctt catggtctac atatgggaag 1080
gatggtggag gtgaatgtgg aataccatac agtgtcaagt tcagaatgcc tggggattct 1140
gtttaccta ctggcaatgg agtccggac acacggaate tctactactc ttttgattca 1200
ggcgtcgtgc attttgtgta catgtcgact gaaactaatt tcgttcaggg cagcgaccaa 1260
cacaatttcc taaaagctga tctggagaag gtgaaccgaa gcagaacccc atttgttgtg 1320
tttcagggcc accggcccat gtatacctcg agcaacgaag ccagggattc tgccatgaga 1380
cagcagatgg tccagcatct tgaaccgctc ttggtgatat acaatgtgac gcttgcctg 1440
tggggacatg tccataggtg tgagaggttc tgcccatga agaattcaca gtgtctgaac 1500
acatcatcaa gttctgtata cctggtgccc cctgttcatg ttgtgatcgg gatggctgga 1560
caagattggc aaccgatctg gcaaccaagg cgtgatcacc caaatgttcc catctttcca 1620
cagcctggga tctccatgta ccgtggtggt gagttcgggt acacaaagct cgcagctaac 1680
agggagaagc taacgctgat gtacgttggg aaccaagatg gacaagtcca tgacatggtg 1740
gaaatattct ctggacaaac atctactgaa gctagcgcta ctgagcggt caatcaaaaa 1800
aagctcagct cgggagccag cgccaagctg aagatttccc caatatactt ggaaattgga 1860
ggtagtgtga tgtttgcctt aatgcttggg tttgccttgg gatttctcct caggaagaag 1920
agagaagctg cacaatggac tccggtcaag aacgaggaat cctaa 1965

```

```

<210> SEQ ID NO 21
<211> LENGTH: 654
<212> TYPE: PRT
<213> ORGANISM: Hordeum vulgare

```

<400> SEQUENCE: 21

```

Met His Pro Lys Thr Pro Pro Leu Leu Leu Val Leu Leu Phe Phe Ala
1           5           10          15
Ala Gly Glu Ala Ala Gly Thr Thr Leu Thr Ala Thr Pro Ala Lys Leu
20           25           30
Thr Gln Ser Asp Gln Glu Ile Thr Ile Arg Trp Ser Asp Leu Pro Ser
35           40           45

```

-continued

Pro Asp Gly Leu Asp His Val Ala Ile Tyr Ser Pro Pro Ser Ser Ser
 50 55 60
 Asp Arg Asp Phe Leu Gly Tyr Ile Phe Leu Asn Gly Ser Ala Ser Trp
 65 70 75 80
 Arg Ser Gly Arg Gly Glu Leu Thr Leu Pro Arg Leu Pro Asn Leu Arg
 85 90 95
 Ala Pro Tyr Gln Phe Arg Leu Phe Arg Trp Pro Ala Arg Glu Tyr Ser
 100 105 110
 Tyr His His Val Asp His Asp Gly Asn Pro Leu Pro His Gly His His
 115 120 125
 Arg Val Ala Leu Ser Gly Glu Val Ala Phe Ala Gly Ser Ala Ala Arg
 130 135 140
 Pro Glu Gln Val His Leu Ala Phe Ala Asp Arg Ala Asp Glu Met Arg
 145 150 155 160
 Val Met Phe Val Cys Ala Asp Ala Gly Lys Arg Ala Val Arg Tyr Gly
 165 170 175
 Leu Glu Lys Glu Glu Glu Lys Gly Trp Thr Glu Val Gly Thr Glu Val
 180 185 190
 Arg Thr Tyr Glu Gln Lys His Met Cys Asp Thr Pro Ala Asn Asp Thr
 195 200 205
 Val Gly Trp Arg Asp Pro Gly Phe Val Phe Asp Gly Leu Met Asn Gly
 210 215 220
 Leu Glu Pro Gly Arg Arg Tyr Phe Tyr Lys Val Gly Ser Asp Leu Gly
 225 230 235 240
 Gly Trp Ser Glu Thr Tyr Ser Phe Ile Ser Arg Asp Ser Glu Ala Asn
 245 250 255
 Glu Thr Ile Ala Phe Leu Phe Gly Asp Met Gly Thr Tyr Val Pro Tyr
 260 265 270
 Asn Thr Tyr Ile Arg Thr Gln Asp Glu Ser Leu Ser Thr Val Lys Trp
 275 280 285
 Ile Leu Arg Asp Ile Glu Ala Leu Gly Asp Lys Pro Ala Phe Ile Ser
 290 295 300
 His Ile Gly Asp Ile Ser Tyr Ala Arg Gly Tyr Ala Trp Val Trp Asp
 305 310 315 320
 His Phe Phe Ser Gln Ile Glu Pro Ile Ala Ala Asn Thr Pro Tyr His
 325 330 335
 Val Cys Ile Gly Asn His Glu Tyr Asp Trp Pro Ser Gln Pro Trp Lys
 340 345 350
 Pro Ser Trp Ser Thr Tyr Gly Lys Asp Gly Gly Gly Glu Cys Gly Ile
 355 360 365
 Pro Tyr Ser Val Lys Phe Arg Met Pro Gly Asp Ser Val Leu Pro Thr
 370 375 380
 Gly Asn Gly Ala Pro Asp Thr Arg Asn Leu Tyr Tyr Ser Phe Asp Ser
 385 390 395 400
 Gly Val Val His Phe Val Tyr Met Ser Thr Glu Thr Asn Phe Val Gln
 405 410 415
 Gly Ser Asp Gln His Asn Phe Leu Lys Ala Asp Leu Glu Lys Val Asn
 420 425 430
 Arg Ser Arg Thr Pro Phe Val Val Phe Gln Gly His Arg Pro Met Tyr
 435 440 445
 Thr Ser Ser Asn Glu Ala Arg Asp Ser Ala Met Arg Gln Gln Met Val

-continued

450			455			460									
Gln	His	Leu	Glu	Pro	Leu	Leu	Val	Ile	Tyr	Asn	Val	Thr	Leu	Ala	Leu
465					470					475					480
Trp	Gly	His	Val	His	Arg	Tyr	Glu	Arg	Phe	Cys	Pro	Met	Lys	Asn	Ser
				485					490					495	
Gln	Cys	Leu	Asn	Thr	Ser	Ser	Ser	Phe	Val	Tyr	Pro	Gly	Ala	Pro	Val
			500					505					510		
His	Val	Val	Ile	Gly	Met	Ala	Gly	Gln	Asp	Trp	Gln	Pro	Ile	Trp	Gln
		515					520					525			
Pro	Arg	Arg	Asp	His	Pro	Asn	Val	Pro	Ile	Phe	Pro	Gln	Pro	Gly	Ile
		530				535					540				
Ser	Met	Tyr	Arg	Gly	Gly	Glu	Phe	Gly	Tyr	Thr	Lys	Leu	Ala	Ala	Asn
545					550					555					560
Arg	Glu	Lys	Leu	Thr	Leu	Met	Tyr	Val	Gly	Asn	His	Asp	Gly	Gln	Val
				565					570					575	
His	Asp	Met	Val	Glu	Ile	Phe	Ser	Gly	Gln	Thr	Ser	Thr	Glu	Ala	Ser
		580						585					590		
Ala	Thr	Glu	Ala	Val	Asn	Gln	Thr	Lys	Leu	Ser	Ser	Gly	Ala	Ser	Ala
		595					600					605			
Lys	Leu	Lys	Ile	Ser	Pro	Ile	Tyr	Leu	Glu	Ile	Gly	Gly	Ser	Val	Met
		610				615					620				
Phe	Ala	Leu	Met	Leu	Gly	Phe	Ala	Leu	Gly	Phe	Leu	Leu	Arg	Lys	Lys
625					630					635					640
Arg	Glu	Ala	Ala	Gln	Trp	Thr	Pro	Val	Lys	Asn	Glu	Glu	Ser		
				645					650						

<210> SEQ ID NO 22
 <211> LENGTH: 1980
 <212> TYPE: DNA
 <213> ORGANISM: Medicago truncatula

<400> SEQUENCE: 22

```

atgatccctc acacaataact cttcacctta ctcttatcct caaccttcac ctctaccctc    60
gcccaatcaa aaccacacct aacagtaacc ccaaccaccc tcacaaaatc tggcgacacc    120
gtcacccctcc ggtggctccg tatccaatcc ccctccgacg tcgacttctc cgcaatctac    180
tccccaccta cctccgcccc caaaaactac atcggtctacc tcttctctc caaatcccc    240
acctggcaat ccggtcccg caacctctct ctctctctca tcaacctccg ttccaactac    300
tccttccgta tcttccactg gtcccaatcc gaaatcaacc ctaaactgca agatcacgat    360
cataatccct taccacaaac gcatcacctt cttgctttct ctgatgaagt ttcttttcca    420
tcctctcgac cggagcagat tcattctgct tttgcagatg aagaagatgc tatgagggtg    480
atgtatgtga cgggggttcc gaagaagacg tatgtgagat atggagaaag agaggatag    540
atggatagat tgggtgtgac gaagtgaag agatatgaga gagagcatat gtgtgatgct    600
cctgctaate agagtgttg ttggagggat cctggtttta ttcgatgacg tttgattact    660
ggtttgaca aaggaagaag atattactac caggttgaa atgataatgg aggttgagat    720
gcaaccata gctttgtgac gaggaatagt gattcaaatg aaacaatagc tttccttttc    780
ggtgacatgg gaacatttac agcatacaat acgtatttgc gtacacaaga tgagagcata    840
tcaaccatga agtgatcct gcgtgatggt gaagctctag gaaacaagcc cgctttata    900
tcacacattg gagacacaag ttatgcaaga gggtatgcgt gggttgggga tcattttttc    960
    
```

-continued

```

gcacagattg aacctgttgc aaccaaagtg gcataccatg tatgcattgg caatcacgag 1020
tataactggc ctttacagcc gtggaacct gattgggcta attatagaac agatggaggt 1080
ggtgaatgtg gtgtacccta cagtttaagg ttcaaatgc caggaaactc ttcagaacct 1140
actggaactg tagctccagc cactaggaat ctttattact catttgatat gggagcagta 1200
cattttgttt atatttcac agagaccaat ttcttctctg ggagcaatca gtataacttc 1260
ttaaagcgtg atttggaaac agttgacagg aacaagactc cttttgtagt agtccaaggg 1320
caccgaccca tgtacacaac aagcaatgaa tttagggatg ctgctgtaag aggaaagatg 1380
gttgagcacc tggaaacctct attggtgaat aaccatgtaa cccttgccct ttgggggtcat 1440
gttcataggt acgagagatt ttgtccacta aacaacttta cttgtggaaa tgggtgggt 1500
cggagagcag gggaaaaagg tcataccatt catcttctga tcggcatggc agggcaagac 1560
tggcaaccca tgtggcgacc aagaccgat catcccgatg tcccaatcta tccacaacca 1620
aaacgatcct tgtaccgcgg gggtgagttc ggatacatta gattgatggc tacaaagcag 1680
aatctcgtga tttcttatgt tggtaatcat gatggcgagg tgcattgacac attggagatt 1740
ctggaatctg gagaagttgt tagtggtggt ggtggtaacg ataagttaa tggcggtatt 1800
ggtagtgcta aacctgaagg tcagattaaa gaatccacgt tgctgtgta tgtccagga 1860
ggaagtgtac tagtgcttgg ggcctttatg ggctacattc ttggttctgt ttcacatgct 1920
aggaagaagc agcccagatc caggagtggg tttagccccg tgaagactga ggaacatga 1980

```

```

<210> SEQ ID NO 23
<211> LENGTH: 659
<212> TYPE: PRT
<213> ORGANISM: Medicago truncatula

```

<400> SEQUENCE: 23

```

Met Ile Pro His Thr Ile Leu Phe Thr Leu Leu Leu Ser Ser Thr Phe
1           5           10          15
Thr Ser Thr Leu Ala Gln Ser Lys Pro Thr Leu Thr Val Thr Pro Thr
20          25          30
Thr Leu Thr Lys Ser Gly Asp Thr Val Thr Leu Arg Trp Ser Gly Ile
35          40          45
Gln Ser Pro Ser Asp Leu Asp Phe Leu Ala Ile Tyr Ser Pro Pro Thr
50          55          60
Ser Ala His Lys Asn Tyr Ile Gly Tyr Leu Phe Leu Ser Lys Ser Pro
65          70          75          80
Thr Trp Gln Ser Gly Ser Gly Asn Leu Ser Leu Pro Leu Ile Asn Leu
85          90          95
Arg Ser Asn Tyr Ser Phe Arg Ile Phe His Trp Ser Gln Ser Glu Ile
100         105         110
Asn Pro Lys Arg Gln Asp His Asp His Asn Pro Leu Pro Gln Thr His
115         120         125
His Leu Leu Ala Phe Ser Asp Glu Val Ser Phe Pro Ser Leu Arg Pro
130         135         140
Glu Gln Ile His Leu Ala Phe Ala Asp Glu Glu Asp Ala Met Arg Val
145         150         155         160
Met Tyr Val Thr Gly Val Pro Lys Lys Thr Tyr Val Arg Tyr Gly Glu
165         170         175
Arg Glu Asp Met Met Asp Arg Leu Val Val Ala Asn Val Lys Arg Tyr

```

-continued

180			185			190									
Glu	Arg	Glu	His	Met	Cys	Asp	Ala	Pro	Ala	Asn	Gln	Ser	Val	Gly	Trp
	195						200					205			
Arg	Asp	Pro	Gly	Phe	Ile	His	Asp	Ala	Leu	Ile	Thr	Gly	Leu	Asp	Lys
	210						215					220			
Gly	Arg	Arg	Tyr	Tyr	Tyr	Gln	Val	Gly	Asn	Asp	Asn	Gly	Gly	Trp	Ser
225					230					235					240
Ala	Thr	His	Ser	Phe	Val	Ser	Arg	Asn	Ser	Asp	Ser	Asn	Glu	Thr	Ile
				245						250					255
Ala	Phe	Leu	Phe	Gly	Asp	Met	Gly	Thr	Phe	Thr	Ala	Tyr	Asn	Thr	Tyr
			260						265						270
Leu	Arg	Thr	Gln	Asp	Glu	Ser	Ile	Ser	Thr	Met	Lys	Trp	Ile	Leu	Arg
			275					280				285			
Asp	Val	Glu	Ala	Leu	Gly	Asn	Lys	Pro	Ala	Phe	Ile	Ser	His	Ile	Gly
	290						295								300
Asp	Thr	Ser	Tyr	Ala	Arg	Gly	Tyr	Ala	Trp	Leu	Trp	Asp	His	Phe	Phe
305					310						315				320
Ala	Gln	Ile	Glu	Pro	Val	Ala	Thr	Lys	Val	Ala	Tyr	His	Val	Cys	Ile
				325						330					335
Gly	Asn	His	Glu	Tyr	Asn	Trp	Pro	Leu	Gln	Pro	Trp	Lys	Pro	Asp	Trp
			340						345						350
Ala	Asn	Tyr	Arg	Thr	Asp	Gly	Gly	Gly	Glu	Cys	Gly	Val	Pro	Tyr	Ser
			355						360						365
Leu	Arg	Phe	Asn	Met	Pro	Gly	Asn	Ser	Ser	Glu	Pro	Thr	Gly	Thr	Val
			370					375				380			
Ala	Pro	Ala	Thr	Arg	Asn	Leu	Tyr	Tyr	Ser	Phe	Asp	Met	Gly	Ala	Val
385					390						395				400
His	Phe	Val	Tyr	Ile	Ser	Thr	Glu	Thr	Asn	Phe	Leu	Pro	Gly	Ser	Asn
			405							410					415
Gln	Tyr	Asn	Phe	Leu	Lys	Arg	Asp	Leu	Glu	Ser	Val	Asp	Arg	Asn	Lys
			420									425			430
Thr	Pro	Phe	Val	Val	Val	Gln	Gly	His	Arg	Pro	Met	Tyr	Thr	Thr	Ser
			435					440							445
Asn	Glu	Phe	Arg	Asp	Ala	Ala	Leu	Arg	Gly	Lys	Met	Val	Glu	His	Leu
	450							455							460
Glu	Pro	Leu	Leu	Val	Asn	Asn	His	Val	Thr	Leu	Ala	Leu	Trp	Gly	His
465					470						475				480
Val	His	Arg	Tyr	Glu	Arg	Phe	Cys	Pro	Leu	Asn	Asn	Phe	Thr	Cys	Gly
				485							490				495
Asn	Gly	Val	Gly	Arg	Arg	Ala	Gly	Glu	Lys	Gly	His	Thr	Ile	His	Leu
			500								505				510
Val	Ile	Gly	Met	Ala	Gly	Gln	Asp	Trp	Gln	Pro	Met	Trp	Arg	Pro	Arg
			515					520							525
Pro	Asp	His	Pro	Asp	Val	Pro	Ile	Tyr	Pro	Gln	Pro	Lys	Arg	Ser	Leu
	530							535							540
Tyr	Arg	Gly	Gly	Glu	Phe	Gly	Tyr	Ile	Arg	Leu	Met	Ala	Thr	Lys	Gln
545					550						555				560
Asn	Leu	Val	Ile	Ser	Tyr	Val	Gly	Asn	His	Asp	Gly	Glu	Val	His	Asp
					565						570				575
Thr	Leu	Glu	Ile	Leu	Glu	Ser	Gly	Glu	Val	Val	Ser	Gly	Gly	Gly	Gly
			580								585				590

-continued

Asn Asp Asn Val Asn Gly Gly Ile Gly Ser Ala Lys Pro Glu Gly Gln
 595 600 605

Ile Lys Glu Ser Thr Leu Ser Trp Tyr Val Gln Gly Gly Ser Val Leu
 610 615 620

Val Leu Gly Ala Phe Met Gly Tyr Ile Leu Gly Phe Val Ser His Ala
 625 630 635 640

Arg Lys Lys Gln Pro Glu Ser Arg Ser Gly Phe Ser Pro Val Lys Thr
 645 650 655

Glu Glu Thr

<210> SEQ ID NO 24
 <211> LENGTH: 2007
 <212> TYPE: DNA
 <213> ORGANISM: Physcomitrella patens
 <400> SEQUENCE: 24

```

atgggatcgc aagtattcca ttttctcttg gtgttctttg ggtactttct gcatggagct    60
tcatcagaat ctgtgatttt ggacgcgaga cctacaatat tacaacattc aggagaaaaa    120
atcactcttg cttggaaggg tgtgaattta cgcacgaaat acgattggct gggatatatat    180
acgcctccta cttctcctga cgaccagcat atcgggtaca tacttctctc ttctctgtca    240
acatggacaa caggcgectg ctcccttgag atccccttg tcaacatgcg tgctccttac    300
agtttccgaa ttttcagagg cgtgttctga aatgtatctg caagtacaaa tgtgactgga    360
tcaaacaatg gggctacaac gatatcattg gatcgggagg gtaatcctct accagatgtc    420
acgaaacggt tagctgcaag cccagttggt caattctcca attacaacga gccaacacaa    480
attcatctag ctctttctc ggacgagact gctgttaggg ttatgtttgt cactagggat    540
cctctgagaa gccaaagtaag attcggggaa gatggagatg aactgggcaa cacagttgat    600
gctacatcag tcacatactc tcaaattgat atgtgcatg aacctgcaag ttcttatggg    660
tggagatctc cgggatacat acataatgtt gtgatggggg ggctgaatcc tgggagtcgc    720
tatttctatc gggtaggaag caatgtagga ggatggagct cgacctatag cttcatcgct    780
ccacatcctc gtgctgatga aacaaatgct ctcatattcg gtgacatggg tacttegatt    840
ccttattcaa cgtatcaata cacgcagagc gagagcaaga ataccgtgaa gtggctcaca    900
cgggacctag aacaaatagg tgacaaacct agcttcgtag cgcacattgg tgacataagc    960
tatgctcgty gtttatcttg gctctgggac aacttcttca cccaaatcga gccccgtagct    1020
gcaagatcac catatcatgt ttgcatggga aaccacgaat atgattggcc tgggcaacct    1080
ttcaagccag actggtcacc ataccaaaac gatggaggcg gagaatgtgg cgtgccatat    1140
agcttacgct tcatcatgcc gggaaactcc tccttaccca ctggaactac ctccccagcc    1200
accaaaaacc tctattattc cattgatgtt ggggttgtgc atttctctt ctattctacc    1260
gaaaccgatt tccaggtagg ctccccccag tacactttta tagccaacga cttgagaaca    1320
gttgacagga acaagacgcc ctttgtgta tttttgggcc atcggccgct ctatacaacc    1380
gattaccgag ccttgtaga cacgatgaca cagaaattag ttcaaacttt tgagcctttg    1440
ttgatagata ccaatgtcac tgtagccttt tgtggccatg tccataagta cgagcgaatg    1500
tgccccttga aaaattacac ctgtattgaa ccatctaagg caaacggtga gcttccaatt    1560
catatggtgg tgggaatggg aggtgctgat caccaacca ttgatgacce tctccccagt    1620
caaagtcagc ctatctttcc tcagcccagc tggtcagtat ttcgaacatt tgaatgggga    1680
    
```

-continued

tatatcaggc tacatgcaac gagacatctc atgacgattt catatggttg taaccacgat 1740
 gggaaggtgc atgatgttgt cgaattcca gttctggatg atatcaagtc tggagcatat 1800
 gttgagtcga gggagtcttt ttttgacct gccagcggag tgcaaatacc ttgtggcagg 1860
 tctgagaata ttgtagcatt cctgtttgtt ttagcgttgg gttgtggatg cggggcggct 1920
 gctactcttt ttttcacgag gaggcagcag aggaagcaga tttggcagcc tgtcaaccgt 1980
 gaggaagcta gttcttctca attataa 2007

<210> SEQ ID NO 25
 <211> LENGTH: 668
 <212> TYPE: PRT
 <213> ORGANISM: Physcomitrella patens

<400> SEQUENCE: 25

Met Gly Ser Gln Val Phe His Phe Leu Leu Val Phe Phe Gly Tyr Phe
 1 5 10 15
 Leu His Gly Ala Ser Ser Glu Ser Val Ile Leu Asp Ala Arg Pro Thr
 20 25 30
 Ile Leu Gln His Ser Gly Glu Asn Ile Thr Leu Ala Trp Lys Gly Val
 35 40 45
 Asn Leu Pro Thr Lys Tyr Asp Trp Leu Gly Ile Tyr Thr Pro Pro Thr
 50 55 60
 Ser Pro Asp Asp Gln His Ile Gly Tyr Ile Leu Leu Ser Ser Cys Ser
 65 70 75 80
 Thr Trp Thr Thr Gly Ala Cys Ser Leu Gln Ile Pro Leu Val Asn Met
 85 90 95
 Arg Ala Pro Tyr Ser Phe Arg Ile Phe Arg Gly Val Phe Val Asn Val
 100 105 110
 Ser Ala Ser Thr Asn Val Thr Gly Ser Asn Asn Gly Ala Thr Thr Ile
 115 120 125
 Ser Leu Asp Arg Glu Gly Asn Pro Leu Pro Asp Val Thr Lys Arg Leu
 130 135 140
 Ala Ala Ser Pro Val Val Gln Phe Ser Asn Tyr Asn Glu Pro Thr Gln
 145 150 155 160
 Ile His Leu Ala Leu Ser Ser Asp Glu Thr Ala Val Arg Val Met Phe
 165 170 175
 Val Thr Arg Asp Pro Leu Arg Ser Gln Val Arg Phe Gly Glu Asp Gly
 180 185 190
 Asp Glu Leu Gly Asn Thr Val Asp Ala Thr Ser Val Thr Tyr Ser Gln
 195 200 205
 Ile Asp Met Cys Asp Glu Pro Ala Ser Ser Tyr Gly Trp Arg Ser Pro
 210 215 220
 Gly Tyr Ile His Asn Val Val Met Gly Gly Leu Asn Pro Gly Ser Arg
 225 230 235 240
 Tyr Phe Tyr Arg Val Gly Ser Asn Val Gly Gly Trp Ser Ser Thr Tyr
 245 250 255
 Ser Phe Ile Ala Pro His Pro Arg Ala Asp Glu Thr Asn Ala Leu Ile
 260 265 270
 Phe Gly Asp Met Gly Thr Ser Ile Pro Tyr Ser Thr Tyr Gln Tyr Thr
 275 280 285
 Gln Ser Glu Ser Lys Asn Thr Val Lys Trp Leu Thr Arg Asp Leu Glu
 290 295 300

-continued

Gln Ile Gly Asp Lys Pro Ser Phe Val Ala His Ile Gly Asp Ile Ser
 305 310 315 320
 Tyr Ala Arg Gly Leu Ser Trp Leu Trp Asp Asn Phe Phe Thr Gln Ile
 325 330 335
 Glu Pro Val Ala Ala Arg Ser Pro Tyr His Val Cys Met Gly Asn His
 340 345 350
 Glu Tyr Asp Trp Pro Gly Gln Pro Phe Lys Pro Asp Trp Ser Pro Tyr
 355 360 365
 Gln Thr Asp Gly Gly Gly Glu Cys Gly Val Pro Tyr Ser Leu Arg Phe
 370 375 380
 Ile Met Pro Gly Asn Ser Ser Leu Pro Thr Gly Thr Thr Ser Pro Ala
 385 390 395 400
 Thr Lys Asn Leu Tyr Tyr Ser Ile Asp Val Gly Val Val His Phe Leu
 405 410 415
 Phe Tyr Ser Thr Glu Thr Asp Phe Gln Val Gly Ser Pro Gln Tyr Thr
 420 425 430
 Phe Ile Ala Asn Asp Leu Arg Thr Val Asp Arg Asn Lys Thr Pro Phe
 435 440 445
 Val Val Phe Leu Gly His Arg Pro Leu Tyr Thr Thr Asp Tyr Arg Ala
 450 455 460
 Leu Leu Asp Thr Met Thr Gln Lys Leu Val Gln Thr Phe Glu Pro Leu
 465 470 475 480
 Leu Ile Asp Thr Asn Val Thr Val Ala Phe Cys Gly His Val His Lys
 485 490 495
 Tyr Glu Arg Met Cys Pro Leu Lys Asn Tyr Thr Cys Ile Glu Pro Ser
 500 505 510
 Lys Ala Asn Gly Glu Leu Pro Ile His Met Val Val Gly Met Gly Gly
 515 520 525
 Ala Asp His Gln Pro Ile Asp Asp Pro Leu Pro Ser Gln Ser Gln Pro
 530 535 540
 Ile Phe Pro Gln Pro Ser Trp Ser Val Phe Arg Thr Phe Glu Trp Gly
 545 550 555 560
 Tyr Ile Arg Leu His Ala Thr Arg His Leu Met Thr Ile Ser Tyr Val
 565 570 575
 Gly Asn His Asp Gly Lys Val His Asp Val Val Glu Ile Pro Val Leu
 580 585 590
 Asp Asp Ile Lys Ser Gly Ala Tyr Val Glu Ser Arg Glu Ser Phe Phe
 595 600 605
 Asp Thr Ala Ser Gly Val Gln Ile Pro Cys Gly Arg Ser Glu Asn Ile
 610 615 620
 Val Ala Phe Leu Phe Val Leu Ala Leu Gly Cys Gly Cys Gly Ala Ala
 625 630 635 640
 Ala Thr Leu Phe Phe Met Arg Arg Gln Gln Arg Lys Gln Ile Trp Gln
 645 650 655
 Pro Val Asn Arg Glu Glu Ala Ser Ser Ser Gln Leu
 660 665

<210> SEQ ID NO 26

<211> LENGTH: 1944

<212> TYPE: DNA

<213> ORGANISM: Populus trichocarpa

<400> SEQUENCE: 26

-continued

```

atgaagetcc ctattctctc cctcctcctc ctctctctcc tcatcaactca aacttcctc 60
tccaaagtca ccatctccgt gactccaaca accctccaga aatccgggtga cacagtaacc 120
atttcctggt ccaacgttga ttcaccttc aactcgaact ggctcgggct ctattcacct 180
cctgactcac ctcacgacca ctccattggc tacaagttcc tttcttctc tccttcattgg 240
caatccgggt cgggttccat ttccttgccc atcaccaacc tccgtccaa ttactctttc 300
cggatcttcc actggaccga atccgaaatc aaccccaaac gccatgacca tgatcacaac 360
cccctcctg ggacggccca tttctggcg gagtccgatg ttgtcgggtt cgagtcgggt 420
catgggcccag agcagatcca tttggcatat acggatgatg aggacgagat gaggggtgatg 480
tttggtggtg gtgatggaga ggagaggggt gtgaagtggg gagagagga cggggagtgg 540
agtcacgtga gtggggcacg tgtggtgagg tatgaaaggg aggatatgtg tgatgctccg 600
gcaaattgga gtattgggtg gagagatccg ggttgatcc atgatgggtt aatgaaggat 660
ttgaagaaag gtgtaggta ttattatcag gttggaagcg actctaaggg ttggagcaca 720
actaggagct ttgtctctcg gaatggagac tccgatgaaa caatagcctt cctgtttggg 780
gacatgggaa cttaacacc atatgtacc tttatccgta cacaagatga aagcatatca 840
accatgaagt ggatcctccg agacatagaa gctattggtg acaagcatgc ttttgtttct 900
catataggag atatcagcta tgcaagaggg tactcatggt tgtgggacca tttttttacc 960
caagtggaac ctggtgcttc caaagtgcc taccatgtgt gcattggtaa tcatgagtac 1020
gattggccct tacagcctg gaaaccagat tgggccaatg cagtttacgg aactgatggt 1080
gggtggtgaat gtggggttcc ttacagcctt aaatttaaca tgccaggga ctcttcagac 1140
tcaactggga cccgtgctcc tgcaaccga aaccttact actcttttga cacaggggct 1200
gtacattttg tgtacatc aactgagacc aattttggtg ctgggagcag ccaataaac 1260
ttataaagc aagatctgga atcagttgac cggagcaaga ctcttttgt ggtagtccaa 1320
gggcacagac caatgtatac tactagcaat gaaaacaggg atgcccacat gaggaacaaa 1380
atgcttgagc acttgaacc tttgtttacg aaatacaatg ttacccttgc actgtggggt 1440
catgtgcata gatacgaag gttttgtcca gtgaataact tcatctcgg aagcacttgg 1500
aagggatttc cagtcctatg tgtgattggc atggcaggac aagactggca gcccatctgg 1560
gagccaagat cagaccacc aatgatcca atttttccac agccagccag gtctatgttc 1620
cgtggggggg agttcgggta caccaaatg gttgccaca aggagaagct aacacttact 1680
tatgtaggta accatgatgg aaagatgcac gatatggtt agtttttggc atctggagaa 1740
gttctcagtg gtgatgacag cattagtgtg gatgctggag ccaggattgg ggtggttgat 1800
tctacgttct catggtatgt caagggggca agtgttcttg tccttggggc ttttggggc 1860
tatactcttg gctacgcac ccattccagg aagcaaatg gtaacaaggc cagctggact 1920
cctgtgaaaa gtgaggatat atga 1944

```

```

<210> SEQ ID NO 27
<211> LENGTH: 647
<212> TYPE: PRT
<213> ORGANISM: Populus trichocarpa
<400> SEQUENCE: 27

```

```

Met Lys Leu Pro Ile Phe Leu Leu Leu Leu Leu Ser Leu Ile Thr
1 5 10 15

```

-continued

Gln Thr Ser Leu Ser Lys Val Thr Ile Ser Val Thr Pro Thr Thr Leu
 20 25 30

Gln Lys Ser Gly Asp Thr Val Thr Ile Ser Trp Ser Asn Val Asp Ser
 35 40 45

Pro Ser Lys Leu Asp Trp Leu Gly Leu Tyr Ser Pro Pro Asp Ser Pro
 50 55 60

His Asp His Phe Ile Gly Tyr Lys Phe Leu Ser Ser Ser Pro Ser Trp
 65 70 75 80

Gln Ser Gly Ser Gly Ser Ile Ser Leu Pro Ile Thr Asn Leu Arg Ser
 85 90

Asn Tyr Ser Phe Arg Ile Phe His Trp Thr Glu Ser Glu Ile Asn Pro
 100 105 110

Lys Arg His Asp His Asp His Asn Pro Leu Pro Gly Thr Ala His Phe
 115 120 125

Leu Ala Glu Ser Asp Val Val Gly Phe Glu Ser Gly His Gly Pro Glu
 130 135 140

Gln Ile His Leu Ala Tyr Thr Asp Asp Glu Asp Glu Met Arg Val Met
 145 150 155 160

Phe Val Val Gly Asp Gly Glu Glu Arg Gly Val Lys Trp Gly Glu Arg
 165 170 175

Asp Gly Glu Trp Ser His Val Ser Gly Ala Arg Val Val Arg Tyr Glu
 180 185 190

Arg Glu Asp Met Cys Asp Ala Pro Ala Asn Gly Ser Ile Gly Trp Arg
 195 200 205

Asp Pro Gly Trp Ile His Asp Gly Val Met Lys Asp Leu Lys Lys Gly
 210 215 220

Val Arg Tyr Tyr Tyr Gln Val Gly Ser Asp Ser Lys Gly Trp Ser Thr
 225 230 235 240

Thr Arg Ser Phe Val Ser Arg Asn Gly Asp Ser Asp Glu Thr Ile Ala
 245 250 255

Phe Leu Phe Gly Asp Met Gly Thr Ser Thr Pro Tyr Ala Thr Phe Ile
 260 265 270

Arg Thr Gln Asp Glu Ser Ile Ser Thr Met Lys Trp Ile Leu Arg Asp
 275 280 285

Ile Glu Ala Ile Gly Asp Lys His Ala Phe Val Ser His Ile Gly Asp
 290 295 300

Ile Ser Tyr Ala Arg Gly Tyr Ser Trp Leu Trp Asp His Phe Phe Thr
 305 310 315 320

Gln Val Glu Pro Val Ala Ser Lys Val Pro Tyr His Val Cys Ile Gly
 325 330 335

Asn His Glu Tyr Asp Trp Pro Leu Gln Pro Trp Lys Pro Asp Trp Ala
 340 345 350

Asn Ala Val Tyr Gly Thr Asp Gly Gly Gly Glu Cys Gly Val Pro Tyr
 355 360 365

Ser Leu Lys Phe Asn Met Pro Gly Asn Ser Ser Asp Ser Thr Gly Thr
 370 375 380

Arg Ala Pro Ala Thr Arg Asn Leu Tyr Tyr Ser Phe Asp Thr Gly Ala
 385 390 395 400

Val His Phe Val Tyr Ile Ser Thr Glu Thr Asn Phe Val Ala Gly Ser
 405 410 415

Ser Gln Tyr Asn Phe Ile Lys Gln Asp Leu Glu Ser Val Asp Arg Ser

-continued

	420		425		430		
Lys Thr Pro Phe Val Val Val Gln Gly His Arg Pro Met Tyr Thr Thr							
	435		440		445		
Ser Asn Glu Asn Arg Asp Ala Pro Met Arg Asn Lys Met Leu Glu His							
	450		455		460		
Leu Glu Pro Leu Phe Thr Lys Tyr Asn Val Thr Leu Ala Leu Trp Gly							
	465		470		475		480
His Val His Arg Tyr Glu Arg Phe Cys Pro Val Asn Asn Phe Ile Cys							
			485		490		495
Gly Ser Thr Trp Lys Gly Phe Pro Val His Ala Val Ile Gly Met Ala							
	500		505		510		
Gly Gln Asp Trp Gln Pro Ile Trp Glu Pro Arg Ser Asp His Pro Asn							
	515		520		525		
Asp Pro Ile Phe Pro Gln Pro Ala Arg Ser Met Phe Arg Gly Gly Glu							
	530		535		540		
Phe Gly Tyr Thr Lys Leu Val Ala Thr Lys Glu Lys Leu Thr Leu Thr							
	545		550		555		560
Tyr Val Gly Asn His Asp Gly Lys Met His Asp Met Val Glu Phe Leu							
			565		570		575
Ala Ser Gly Glu Val Leu Ser Gly Asp Asp Ser Ile Ser Val Asp Ala							
	580		585		590		
Gly Ala Arg Ile Gly Val Val Asp Ser Thr Phe Ser Trp Tyr Val Lys							
	595		600		605		
Gly Ala Ser Val Leu Val Leu Gly Ala Phe Val Gly Tyr Thr Leu Gly							
	610		615		620		
Tyr Ala Ser His Ser Arg Lys Gln Asn Gly Asn Lys Ala Ser Trp Thr							
	625		630		635		640
Pro Val Lys Ser Glu Asp Ile							
	645						

<210> SEQ ID NO 28
 <211> LENGTH: 1962
 <212> TYPE: DNA
 <213> ORGANISM: Saccharum officinarum
 <400> SEQUENCE: 28

```

atgtcccccg aaaacccccca cctccgcttc ctctctttcc tcgccgctgc gcccgctcgc    60
gccggcgggg ctgcccgggg caccacccctc accgcgaccc tctccagcga ccagatcaag    120
atccgctgga caggcctccc gggcccggac ggctcagact acgtcggcat ctactcgcg    180
ccgtctctcc ggcaccgaga ctctctcggc tacctcttcc tcaaacggctc cgctctctgg    240
cgcggcgggt caggggagct ctcccctccg cgcctcccga cctcgcgcgc gcctaccag    300
ttccgcctct tccgctggcc cgccaacgag tactcttacc accacatcga ccatgaccgg    360
aaccgcctcc cccacggcaa gcaccgcgtc gccgtctccg ccgacgtctc cgtcggcgac    420
cccgcgcgcc ccgagcaggt gcacctcgcg ttccgggatg ggatcgaaga gatgcgggctc    480
ctgttcgtgt gggcgaccg cgggaagagg gtcgtcaggt acgggctgca aaaggaagac    540
gagaaggagt ggaaggaggt gggcacggat gtgagcacgt acaagcaaaa gcacatgtgc    600
gattggccgc cgaacagcag cgtcgcctgg agggatcccg gattcgtctt cgacgggctc    660
atgaagggat tggagcctgg aaggaggtac ttttacaagg ttggtagtga cactggagga    720
tggagtgaga tatacagctt tatttcaagt gacagtgaag ccaatgagac caacacattt    780
    
```

-continued

```

ctgtttggtg acatgggaac ttatgtgect tatcacacct acattcgcac acaagatgag 840
agcttgtcca ctgtaaagtg gatccttcgt gatattgaag cccttgggga taaacccgcc 900
tttatttcac acattgggga catcagctat gctagagggt attcttgggt atgggatcat 960
ttcttcagtc agattgagcc aattgtctgc aataccccat accatgtctg tataggaaat 1020
catgagtatg attggccatc tcaaccttgg aaaccatggt gggctacata tggaaaggat 1080
ggtgaggagcg aatgtggaat accgatatag gtcaagtcca gaatgcctgg caattctatt 1140
ctaccaactg gtaatggtgg cccagacacc aggaatcttt attactcctt tgactcaggt 1200
gtggtgcatt tcgtetacat gtcaaccgaa acaaattttg ttcagggcag tgatcagtac 1260
aacttcttga aagcggacct tgagaagggt aaccgaagta gaaccaccatt tgttgttttt 1320
cagggccacc gccccatgta cacctcaagt gatgaaacca gggacgcggc cttgagacag 1380
cagatgtccc agcatttggga accgctgctg gtgacataca gtgtgacct tgcactatgg 1440
ggacatgtcc acaggtaaga gaggttctgc ccgatgaaga acttccaatg tgtcaacct 1500
tcatcaagct tccaatactc tgggtctcct gtgcatcttg tgattgggat gggcggggca 1560
gactgggcaa ccatatggca accgaggcct gatcaccagc acgtccccat cttccacag 1620
cctgagaggt ccatgtaccg tggcggtgag tttggatata caaggcttgc agcaacaagg 1680
gagaagctaa cattaaccta tgtggggaac catgatgggc aagtccatga tataatggag 1740
atattttccg gcctggtatc tagtaacagt agtgttgctg aggtggtgga tgatactaaa 1800
catggcacag gagtcagcac cgtgcgaaaa atatctcctg tgtacttggga aatcggaggc 1860
agtgatttgt ttgactgct tctgggattt tcctttggat ttcttatcag gagaaagaaa 1920
gaagctgcac agtggactcc agtaaagaac gaggaatcgt aa 1962

```

```

<210> SEQ ID NO 29
<211> LENGTH: 653
<212> TYPE: PRT
<213> ORGANISM: Saccharum officinarum

```

<400> SEQUENCE: 29

```

Met Ser Pro Glu Asn Pro His Leu Arg Phe Leu Leu Phe Leu Ala Val
1          5          10          15
Ala Ala Val Ala Ala Gly Gly Ala Ala Ala Gly Thr Thr Leu Thr Ala
20          25          30
Thr Leu Ser Ser Asp Gln Ile Lys Ile Arg Trp Thr Gly Leu Pro Ala
35          40          45
Pro Asp Gly Leu Asp Tyr Val Gly Ile Tyr Ser Pro Pro Ser Ser Arg
50          55          60
Asp Arg Asp Phe Leu Gly Tyr Leu Phe Leu Asn Gly Ser Ala Ser Trp
65          70          75          80
Arg Gly Gly Ser Gly Glu Leu Ser Leu Pro Arg Leu Pro Thr Leu Arg
85          90          95
Ala Pro Tyr Gln Phe Arg Leu Phe Arg Trp Pro Ala Asn Glu Tyr Ser
100         105         110
Tyr His His Ile Asp His Asp Arg Asn Pro Leu Pro His Gly Lys His
115         120         125
Arg Val Ala Val Ser Ala Asp Val Ser Val Gly Asp Pro Ala Arg Pro
130         135         140
Glu Gln Val His Leu Ala Phe Ala Asp Gly Ile Asp Glu Met Arg Val

```

-continued

145				150						155				160	
Leu	Phe	Val	Cys	Gly	Asp	Arg	Gly	Lys	Arg	Val	Val	Arg	Tyr	Gly	Leu
				165					170					175	
Gln	Lys	Glu	Asp	Glu	Lys	Glu	Trp	Lys	Glu	Val	Gly	Thr	Asp	Val	Ser
			180					185					190		
Thr	Tyr	Lys	Gln	Lys	His	Met	Cys	Asp	Trp	Pro	Pro	Asn	Ser	Ser	Val
		195					200					205			
Ala	Trp	Arg	Asp	Pro	Gly	Phe	Val	Phe	Asp	Gly	Leu	Met	Lys	Gly	Leu
		210				215					220				
Glu	Pro	Gly	Arg	Arg	Tyr	Phe	Tyr	Lys	Val	Gly	Ser	Asp	Thr	Gly	Gly
225					230					235				240	
Trp	Ser	Glu	Ile	Tyr	Ser	Phe	Ile	Ser	Arg	Asp	Ser	Glu	Ala	Asn	Glu
			245						250					255	
Thr	Asn	Thr	Phe	Leu	Phe	Gly	Asp	Met	Gly	Thr	Tyr	Val	Pro	Tyr	His
			260					265						270	
Thr	Tyr	Ile	Arg	Thr	Gln	Asp	Glu	Ser	Leu	Ser	Thr	Val	Lys	Trp	Ile
		275					280						285		
Leu	Arg	Asp	Ile	Glu	Ala	Leu	Gly	Asp	Lys	Pro	Ala	Phe	Ile	Ser	His
		290				295					300				
Ile	Gly	Asp	Ile	Ser	Tyr	Ala	Arg	Gly	Tyr	Ser	Trp	Val	Trp	Asp	His
305					310					315					320
Phe	Phe	Ser	Gln	Ile	Glu	Pro	Ile	Ala	Ala	Asn	Thr	Pro	Tyr	His	Val
			325						330					335	
Cys	Ile	Gly	Asn	His	Glu	Tyr	Asp	Trp	Pro	Ser	Gln	Pro	Trp	Lys	Pro
			340					345						350	
Trp	Trp	Ala	Thr	Tyr	Gly	Lys	Asp	Gly	Gly	Gly	Glu	Cys	Gly	Ile	Pro
		355					360					365			
Tyr	Ser	Val	Lys	Phe	Arg	Met	Pro	Gly	Asn	Ser	Ile	Leu	Pro	Thr	Gly
		370				375					380				
Asn	Gly	Gly	Pro	Asp	Thr	Arg	Asn	Leu	Tyr	Tyr	Ser	Phe	Asp	Ser	Gly
385					390					395					400
Val	Val	His	Phe	Val	Tyr	Met	Ser	Thr	Glu	Thr	Asn	Phe	Val	Gln	Gly
			405						410					415	
Ser	Asp	Gln	Tyr	Asn	Phe	Leu	Lys	Ala	Asp	Leu	Glu	Lys	Val	Asn	Arg
			420					425					430		
Ser	Arg	Thr	Pro	Phe	Val	Val	Phe	Gln	Gly	His	Arg	Pro	Met	Tyr	Thr
		435					440						445		
Ser	Ser	Asp	Glu	Thr	Arg	Asp	Ala	Ala	Leu	Arg	Gln	Gln	Met	Leu	Gln
		450				455							460		
His	Leu	Glu	Pro	Leu	Leu	Val	Thr	Tyr	Ser	Val	Thr	Leu	Ala	Leu	Trp
465					470					475					480
Gly	His	Val	His	Arg	Tyr	Glu	Arg	Phe	Cys	Pro	Met	Lys	Asn	Phe	Gln
				485					490					495	
Cys	Val	Asn	Thr	Ser	Ser	Ser	Phe	Gln	Tyr	Ser	Gly	Ala	Pro	Val	His
			500					505						510	
Leu	Val	Ile	Gly	Met	Gly	Gly	Ala	Asp	Trp	Ala	Thr	Ile	Trp	Gln	Pro
		515					520						525		
Arg	Pro	Asp	His	Pro	Asp	Val	Pro	Ile	Phe	Pro	Gln	Pro	Glu	Arg	Ser
		530				535						540			
Met	Tyr	Arg	Gly	Gly	Glu	Phe	Gly	Tyr	Thr	Arg	Leu	Ala	Ala	Thr	Arg
545					550					555					560

-continued

Glu Lys Leu Thr Leu Thr Tyr Val Gly Asn His Asp Gly Gln Val His
 565 570 575

Asp Ile Met Glu Ile Phe Ser Gly Leu Val Ser Ser Asn Ser Ser Val
 580 585 590

Ala Glu Val Val Asp Asp Thr Lys His Gly Thr Gly Val Ser Thr Val
 595 600 605

Arg Lys Ile Ser Pro Leu Tyr Leu Glu Ile Gly Gly Ser Val Leu Phe
 610 615 620

Ala Leu Leu Leu Gly Phe Ser Phe Gly Phe Leu Ile Arg Arg Lys Lys
 625 630 635 640

Glu Ala Ala Gln Trp Thr Pro Val Lys Asn Glu Glu Ser
 645 650

<210> SEQ ID NO 30
 <211> LENGTH: 1950
 <212> TYPE: DNA
 <213> ORGANISM: Solanum tuberosum

<400> SEQUENCE: 30

```

atgatgatcc cttttgtcac cttcacctta ctcattcttct tcaacttgat ttcacatct 60
tcttcttcac aaatctccat ttctgtaac ccaaaaacct tatcaaaatc tggatgattt 120
gttacaatca aatggactgg tatccctca ccttctaacc tcgatttctt aggaatttac 180
tctccacca gttcactcca cgacaatttc attggctata ttttccatc ttcaacaccc 240
gaatgggaat ctgggtcggg ttcaatttcc atccctttag tcaatcttcg atctgggtat 300
cagtttcgga tattcagatg gacggaatcg gagattgtac cggatctagt ggatcatgac 360
cacaatccat tgccgcagac gaagcatatt cttgcggtgt cggaggagggt tgggtttgtt 420
tcgggtcggg gaccogaaca ggttcatttg gctttaacgg gttttgaaga tgagatgagg 480
gttatgtttg ttacgcctga cgggaaagag agttatgtga gatatgggtt gacccggggt 540
agattgggtc gggttgtgaa aactcggggt gtgaggtatg agaaggaaga tttatgtgat 600
gcaccagcta atagtagtat tggatggaga gatcctgggt atatacatga tgggtttatg 660
cttaatttga aaaagggaaa gaagtattat tatcaggttg gcagtgattc agggggctgg 720
agcaccattt acagctttgt gtcacagaat agagactcag gtgaaacatt tgctttcttg 780
tttgagaca tggggactgc taccatac ttgacatttc ttcgtacaca ggacgaaagt 840
aatcaacga ttaagtggat tagccgtgat attgaagctc ttggttaata gcctgccctt 900
atctcacata ttggagatat cagctacgct agaggatact cttggttggtg ggacaacttt 960
tttactcagg tagaacctgt tgcacccaga gttccatacc atgtatgcat cggaaacct 1020
gaatgatgatt ggccacttca accttgaag cctgattggt caagctacgg gaaagatggg 1080
ggaggtgaat gtggtgtacc ctacaggtca tacttcata tgccaagaaa ctcttcagt 1140
ccgactggaa tgcagtctcc tgcaactcgg aatctttatt actcatttga ttctgggccc 1200
gttcaacttg tetatatgtc aactgaaacc aatttccttc caggtagtaa ccagtatgac 1260
tttttaaacg atgacttggga atcagttgat cgagtaaaaa ctccttttgt tgtctttcaa 1320
gggcacagac caatgtacag ttcaagtagc ggagcaaaa atatatcttt gaggaagaga 1380
atgatggagt atttggaacc tcttcttctg aagaacaatg tgaatcttgt attgtggggg 1440
catgttcata ggtatgagag gttttgcctt ttgaataact tcacctgtgg aagcttggcc 1500
ttgaatggga aggagcaaaa ggctttccca gttcaaattg tgattgggat ggcaggacag 1560
    
```

-continued

```

gactggcagc ctatctgggc accaagagaa gaccacccta cggatcctat tttcccacag 1620
cctctgcaat ctctgtaccg tgggagttaa tttggctacg tgaggctgca tgccacaaag 1680
aaaaagctta cactttctta tgtaggaaac catgacggag aggtgcatga taaggtggag 1740
ttcctagcct caggactact tctcagtgtc ggtatccgtg atggtcctgc agatgcagta 1800
cacatggagt ctaagttctc atggtatgta aaggttggaa gtgtgctaata gcttggagct 1860
tttatggggtt acatagttgg attcttatct catgctcggg aaaattctgc tgataaagga 1920
tggagacctt taaaaactga ggaatatga 1950
    
```

```

<210> SEQ ID NO 31
<211> LENGTH: 649
<212> TYPE: PRT
<213> ORGANISM: Solanum tuberosum
    
```

<400> SEQUENCE: 31

```

Met Met Ile Pro Phe Val Thr Phe Thr Leu Leu Ile Phe Phe Asn Leu
1           5           10           15

Ile Ser Ser Ser Ser Ser Ser Gln Ile Ser Ile Ser Val Thr Pro Lys
20           25           30

Thr Leu Ser Lys Ser Gly Asp Phe Val Thr Ile Lys Trp Thr Gly Ile
35           40           45

Pro Ser Pro Ser Lys Leu Asp Phe Leu Gly Ile Tyr Ser Pro Pro Ser
50           55           60

Ser Leu His Asp Asn Phe Ile Gly Tyr Ile Phe Leu Ser Ser Thr Pro
65           70           75           80

Glu Trp Glu Ser Gly Ser Gly Ser Ile Ser Ile Pro Leu Val Asn Leu
85           90           95

Arg Ser Gly Tyr Gln Phe Arg Ile Phe Arg Trp Thr Glu Ser Glu Ile
100          105          110

Val Pro Asp Leu Val Asp His Asp His Asn Pro Leu Pro Gln Thr Lys
115          120          125

His Ile Leu Ala Val Ser Glu Glu Val Gly Phe Val Ser Gly Arg Gly
130          135          140

Pro Glu Gln Val His Leu Ala Leu Thr Gly Phe Glu Asp Glu Met Arg
145          150          155          160

Val Met Phe Val Thr Pro Asp Gly Lys Glu Ser Tyr Val Arg Tyr Gly
165          170          175

Leu Thr Arg Gly Arg Leu Gly Arg Val Val Lys Thr Arg Val Val Arg
180          185          190

Tyr Glu Lys Glu Asp Leu Cys Asp Ala Pro Ala Asn Ser Ser Ile Gly
195          200          205

Trp Arg Asp Pro Gly Tyr Ile His Asp Gly Val Met Leu Asn Leu Lys
210          215          220

Lys Gly Lys Lys Tyr Tyr Tyr Gln Val Gly Ser Asp Ser Gly Gly Trp
225          230          235          240

Ser Thr Ile Tyr Ser Phe Val Ser Gln Asn Arg Asp Ser Gly Glu Thr
245          250          255

Phe Ala Phe Leu Phe Gly Asp Met Gly Thr Ala Thr Pro Tyr Leu Thr
260          265          270

Phe Leu Arg Thr Gln Asp Glu Ser Lys Ser Thr Ile Lys Trp Ile Ser
275          280          285
    
```


-continued

Arg Asp Ile Glu Ala Leu Gly Asn Lys Pro Ala Leu Ile Ser His Ile
 290 295 300

Gly Asp Ile Ser Tyr Ala Arg Gly Tyr Ser Trp Leu Trp Asp Asn Phe
 305 310 315 320

Phe Thr Gln Val Glu Pro Val Ala Ser Arg Val Pro Tyr His Val Cys
 325 330 335

Ile Gly Asn His Glu Tyr Asp Trp Pro Leu Gln Pro Trp Lys Pro Asp
 340 345 350

Trp Ser Ser Tyr Gly Lys Asp Gly Gly Gly Glu Cys Gly Val Pro Tyr
 355 360 365

Arg Ser Tyr Phe His Met Pro Arg Asn Ser Ser Val Pro Thr Gly Met
 370 375 380

His Ala Pro Ala Thr Arg Asn Leu Tyr Tyr Ser Phe Asp Ser Gly Pro
 385 390 395 400

Val His Phe Val Tyr Met Ser Thr Glu Thr Asn Phe Leu Pro Gly Ser
 405 410 415

Asn Gln Tyr Asp Phe Leu Lys His Asp Leu Glu Ser Val Asp Arg Val
 420 425 430

Lys Thr Pro Phe Val Val Phe Gln Gly His Arg Pro Met Tyr Ser Ser
 435 440 445

Ser Ser Gly Ala Lys Asp Ile Ser Leu Arg Lys Arg Met Met Glu Tyr
 450 455 460

Leu Glu Pro Leu Leu Val Lys Asn Asn Val Asn Leu Val Leu Trp Gly
 465 470 475 480

His Val His Arg Tyr Glu Arg Phe Cys Pro Leu Asn Asn Phe Thr Cys
 485 490 495

Gly Ser Leu Ala Leu Asn Gly Lys Glu Gln Lys Ala Phe Pro Val Gln
 500 505 510

Ile Val Ile Gly Met Ala Gly Gln Asp Trp Gln Pro Ile Trp Ala Pro
 515 520 525

Arg Glu Asp His Pro Thr Asp Pro Ile Phe Pro Gln Pro Leu Gln Ser
 530 535 540

Leu Tyr Arg Gly Ser Glu Phe Gly Tyr Val Arg Leu His Ala Thr Lys
 545 550 555 560

Lys Lys Leu Thr Leu Ser Tyr Val Gly Asn His Asp Gly Glu Val His
 565 570 575

Asp Lys Val Glu Phe Leu Ala Ser Gly Leu Leu Leu Ser Ala Gly Ile
 580 585 590

Arg Asp Gly Pro Ala Asp Ala Val His Met Glu Ser Lys Phe Ser Trp
 595 600 605

Tyr Val Lys Val Gly Ser Val Leu Met Leu Gly Ala Phe Met Gly Tyr
 610 615 620

Ile Val Gly Phe Leu Ser His Ala Arg Lys Asn Ser Ala Asp Lys Gly
 625 630 635 640

Trp Arg Pro Ile Lys Thr Glu Glu Ile
 645

<210> SEQ ID NO 32
 <211> LENGTH: 1959
 <212> TYPE: DNA
 <213> ORGANISM: Vitis vinifera
 <400> SEQUENCE: 32

-continued

```

atgtttccaa ttttatcttt ctgcctcttc ttctctctcg ctctctctct cctcgcactc 60
tcttctccag tctccataac cctaaccgcc aaaatcttag ccaaatcggg cgacccgatc 120
cgaatcaaat ggtcggggat cgactccccg tccgacctcg actggctcgg catctactcg 180
ccgcccctct ccgcccacga caacttcatt ggctatgttt ttctgtcgtc atgtcccaca 240
tgggaatctg gatcgggttc gatcagctta cccctggta atctccgtgc taactactct 300
tttcggatat tccggtggtc ccggctccgag gtcgaccoga cccggatgga ccacgaccac 360
aatcccttgc cggggacaac gcatctggtg gcggagtccg gggaggtggg gttcgggggc 420
ggcggggggc cggagcagat ccatttggtg tacacggata gggaggatga gatgcgggtg 480
atgttcgtga cgggggacgc gggcgtgagg actgtgaggt atggcttgag cagggacgcg 540
atgcacaggg tggtagcggc ggcggtgggg agatatgaga gggaggacat gtgtgactcg 600
ccagcgaatg agagtgttgg gtagagagat ccgggtttta ttcaagatgc ggtgatgagg 660
aatttgaaga aaggaagag atattattat aaggttgaa gtgattcagg aggttggagc 720
gcaattcaca actttatgtc acgggatatg gactctgaaa aaacaatagc ttttctattt 780
ggtgacatgg ggacagcaac accatactca acctttcttc gtacacaaga gaaagcaag 840
tcaaccgtta aatggatcct ccgtgacatt gaggtctctg atgacaacc tgccttcac 900
tcgcatattg gagatattag ctatgctaga ggttattcat ggttgggga caattttttc 960
actcaggttg aacctatgct ctccagactc ccataccatg tgtgtattgg taatcatgaa 1020
tatgattggc cattgcagcc ttgaaacct gattgtcct ccacagtta tggaacagat 1080
ggtggcgggtg aatgtggagt gccctacagc ctttaagtca aaatgcctgg aaactctca 1140
gaactaactg gaaccctgct cccagccact cgaaacctct tctactcatt tgatacgaag 1200
gcagtgcatt ttgtgtacat atcaactgag accaatttcc ttccagggag cagccaatat 1260
gactttataa agcaggattt ggagtcagtt gatcggaaaa aaacccttt tgtggttgtc 1320
caagggcaca gaccaatgta cacaacaagc aatgaacta gagatgcccc agtgagggag 1380
aggatgctca agtatttggg acctcttttt gtgaagaaca atgtgacct tgcactctgg 1440
ggtcatgtcc acagatatga gaggttttgc ccaataaata acttcacttg tggaaacatg 1500
ggattgaatg gggaataacct ggggggattg cctgttcata tcgtgattgg gatggcaggg 1560
caagactggc agcccacatg ggaaccaaga ccagaccacc cgaaggacc tgtctacca 1620
caacctaaat ggtcattgta ccgtgggggt gagtttgggt aactaggtt ggttgcacc 1680
aaagagaagc taactcttcc ttatgtagga aacctgatg gtgaggtgca tgatactgtt 1740
gagattctgg catctggaca agttctcagt ggtgttgagg aggatgatgc tcaaccaga 1800
gttgaggtgg cagagtacac attttcatgg tatgttaagg gggcaagtat cttggtgctg 1860
ggggctttta tgggctatgt tattgggttc gtatcacatg ccaggagaga agctgccttg 1920
agaaagaact ggactccagt gaagatcga gatagctga 1959

```

```

<210> SEQ ID NO 33
<211> LENGTH: 652
<212> TYPE: PRT
<213> ORGANISM: Vitis vinifera

```

```

<400> SEQUENCE: 33

```

```

Met Phe Pro Ile Leu Ser Phe Cys Leu Phe Phe Val Leu Ala Pro Pro
1           5           10           15

```

-continued

Leu Leu Ala Ser Ser Ser Pro Val Ser Ile Thr Leu Thr Ala Lys Ile
 20 25 30

Leu Ala Lys Ser Gly Asp Pro Ile Arg Ile Lys Trp Ser Gly Ile Asp
 35 40 45

Ser Pro Ser Asp Leu Asp Trp Leu Gly Ile Tyr Ser Pro Pro Ser Ser
 50 55 60

Ala His Asp Asn Phe Ile Gly Tyr Val Phe Leu Ser Ser Cys Pro Thr
 65 70 75 80

Trp Glu Ser Gly Ser Gly Ser Ile Ser Leu Pro Leu Val Asn Leu Arg
 85 90 95

Ala Asn Tyr Ser Phe Arg Ile Phe Arg Trp Ser Arg Ser Glu Val Asp
 100 105 110

Pro Thr Arg Met Asp His Asp His Asn Pro Leu Pro Gly Thr Thr His
 115 120 125

Leu Val Ala Glu Ser Gly Glu Val Gly Phe Gly Gly Gly Gly Pro
 130 135 140

Glu Gln Ile His Leu Ala Tyr Thr Asp Arg Glu Asp Glu Met Arg Val
 145 150 155 160

Met Phe Val Thr Gly Asp Ala Gly Val Arg Thr Val Arg Tyr Gly Leu
 165 170 175

Ser Arg Asp Ala Met His Arg Val Val Thr Ala Ala Val Gly Arg Tyr
 180 185 190

Glu Arg Glu Asp Met Cys Asp Ser Pro Ala Asn Glu Ser Val Gly Trp
 195 200 205

Arg Asp Pro Gly Phe Ile Gln Asp Ala Val Met Arg Asn Leu Lys Lys
 210 215 220

Gly Lys Arg Tyr Tyr Tyr Lys Val Gly Ser Asp Ser Gly Gly Trp Ser
 225 230 235 240

Ala Ile His Asn Phe Met Ser Arg Asp Met Asp Ser Glu Lys Thr Ile
 245 250 255

Ala Phe Leu Phe Gly Asp Met Gly Thr Ala Thr Pro Tyr Ser Thr Phe
 260 265 270

Leu Arg Thr Gln Glu Glu Ser Lys Ser Thr Val Lys Trp Ile Leu Arg
 275 280 285

Asp Ile Glu Ala Leu Asp Asp Asn Pro Ala Phe Ile Ser His Ile Gly
 290 295 300

Asp Ile Ser Tyr Ala Arg Gly Tyr Ser Trp Leu Trp Asp Asn Phe Phe
 305 310 315 320

Thr Gln Val Glu Pro Ile Ala Ser Arg Leu Pro Tyr His Val Cys Ile
 325 330 335

Gly Asn His Glu Tyr Asp Trp Pro Leu Gln Pro Trp Lys Pro Asp Trp
 340 345 350

Ser Ser Thr Val Tyr Gly Thr Asp Gly Gly Gly Glu Cys Gly Val Pro
 355 360 365

Tyr Ser Leu Lys Phe Lys Met Pro Gly Asn Ser Ser Glu Leu Thr Gly
 370 375 380

Thr Arg Ala Pro Ala Thr Arg Asn Leu Phe Tyr Ser Phe Asp Thr Lys
 385 390 395 400

Ala Val His Phe Val Tyr Ile Ser Thr Glu Thr Asn Phe Leu Pro Gly
 405 410 415

Ser Ser Gln Tyr Asp Phe Ile Lys Gln Asp Leu Glu Ser Val Asp Arg
 420 425 430

-continued

Lys Lys Thr Pro Phe Val Val Val Gln Gly His Arg Pro Met Tyr Thr
 435 440 445

Thr Ser Asn Glu Leu Arg Asp Ala Pro Val Arg Glu Arg Met Leu Lys
 450 455 460

Tyr Leu Glu Pro Leu Phe Val Lys Asn Asn Val Thr Leu Ala Leu Trp
 465 470 475 480

Gly His Val His Arg Tyr Glu Arg Phe Cys Pro Ile Asn Asn Phe Thr
 485 490 495

Cys Gly Asn Met Gly Leu Asn Gly Glu Tyr Leu Gly Gly Leu Pro Val
 500 505 510

His Ile Val Ile Gly Met Ala Gly Gln Asp Trp Gln Pro Thr Trp Glu
 515 520 525

Pro Arg Pro Asp His Pro Lys Asp Pro Val Tyr Pro Gln Pro Lys Trp
 530 535 540

Ser Leu Tyr Arg Gly Gly Glu Phe Gly Tyr Thr Arg Leu Val Ala Thr
 545 550 555 560

Lys Glu Lys Leu Thr Leu Ser Tyr Val Gly Asn His Asp Gly Glu Val
 565 570 575

His Asp Thr Val Glu Ile Leu Ala Ser Gly Gln Val Leu Ser Gly Val
 580 585 590

Gly Glu Asp Asp Ala Gln Pro Arg Val Glu Val Ala Glu Tyr Thr Phe
 595 600 605

Ser Trp Tyr Val Lys Gly Ala Ser Ile Leu Val Leu Gly Ala Phe Met
 610 615 620

Gly Tyr Val Ile Gly Phe Val Ser His Ala Arg Arg Glu Ala Ala Leu
 625 630 635 640

Arg Lys Asn Trp Thr Pro Val Lys Ile Glu Asp Ser
 645 650

<210> SEQ ID NO 34
 <211> LENGTH: 1962
 <212> TYPE: DNA
 <213> ORGANISM: Oryza sativa

<400> SEQUENCE: 34

atgcttctct tctctctctt cctcctcgcc gccggcgagg ccgcgggcgc gccggcgggc 60
 accacgctca ccgcgacgcc ggccaagctc acccagtcgc acccgagat cactatccgg 120
 tggctggggc tcccggacc ggacggcctc gactacgtcg geatctactc gccgccgacc 180
 tcctccgacc gcgacttctc cggtacctc ttctcaacg gctcggccac ctggcgcaag 240
 ggcaccggcg agctcacctc cccgcgcctc cccaacctgc gcgcgccta ccagttccgc 300
 ctcttccgct ggcccgcgag ggagtactcc taccaccaca tcgaccacga cgggaaccgc 360
 ctcccccaag gccgccaccg cgtcgccgc tccgggtgagg tcgccttcga ctccccctcc 420
 cgccccgacc aggtgcacct ctcgttcgcc gacggggctc acgagatgcg ggtcatgttc 480
 gtctgcgggc acggcgggag gagggtggtg aggtacgggc cggccaagga ggagggggag 540
 ggctggaagg aggtggccgc ggaggtgagg acgtacgagc agaagcacat gtgcgactcg 600
 ccggcgaact cctccgtcgg gtggagggat ccagggttcg tcttcgatgg actcatgaag 660
 ggattggagc ccgggaggag gtacttttac aaggttgta gcaactcttc aggatggagc 720
 gatacgtaca gcttcatttc acgtgacaac gaagccaatg aaactattgc atttctcttt 780

-continued

```

ggtgacatgg gcaacttatat accatataac acctatgtcc gcacgcaaga tgaagcttg 840
tcgactgtaa agtggatact tcgtgatatt caagcccttg gagataagcc tgcatttatt 900
tcacacattg gggacatcag ctatgctaga ggttatgctt gggtatggga tcacttcttc 960
aaccagattg agcctattgc tgccaatacc ccataccatg tctgcatagg aaatcatgaa 1020
tatgattggc cattgcaacc ttgaaacct tggtagggcaa ctggtatata tggaacagat 1080
ggtggaggty aatgtggcat accttacagc gtaaagtcca gaatgcctgg caattctttt 1140
gtgcctactg gcaatggagc tcccgcacc cgaaatcttt actactcctt cgattcaggg 1200
gttgtgcatt ttgtttacat gtcaactgag actaattttg ttcagggcag tgaccaatac 1260
aacttcataa aagctgacct agagaaggtc aaccgaagta gaactccttt cattgtgttt 1320
cagggccacc ggccaatgta tacatcaagc aatgaagcta gggattttgc tcatagacag 1380
cagatgtccc agaacctgga accactcttg gtaacatata aagtgacct tgcactctgg 1440
ggacatgtcc acaggtacga gaggttctgc cccatgaaaa acttccaatg tgtcaacatg 1500
tcatcaagct tcgtataccc tggtgcccc gtccatcttg tgatcgggat ggggtgtcaa 1560
gattatcaac cattctggca gccaaaggaag gatcaccttg atgtacctgt ctatccgcag 1620
cctgagaggt ctatgtaccg tggtagggag tttggatata caaaacttgt agctacaaag 1680
gagaagtga cactaacgta catcggaac catgatgggc aagtccatga tatggtggag 1740
atattctctg ggcaagtatc taataacaat ggtgttcttg aggtgatcga tgatacaaag 1800
ctcagcacag gggtcagcac caaactgaaa atccctctgt tctccttggg aattgtaggc 1860
agcgtgatgt ttgactggt tctgggtttc tctcttggat ttctgatcag aaggaagaaa 1920
gaagctgcac agtggacccc agtgaagaac gaggagacct aa 1962

```

```

<210> SEQ ID NO 35
<211> LENGTH: 653
<212> TYPE: PRT
<213> ORGANISM: Oryza sativa

```

<400> SEQUENCE: 35

```

Met Leu Leu Phe Leu Leu Phe Leu Leu Ala Ala Gly Glu Ala Ala Ala
1           5           10          15
Ala Ala Ala Ala Thr Thr Leu Thr Ala Thr Pro Ala Lys Leu Thr Gln
20          25          30
Ser Asp Arg Glu Ile Thr Ile Arg Trp Ser Gly Leu Pro Asp Pro Asp
35          40          45
Gly Leu Asp Tyr Val Gly Ile Tyr Ser Pro Pro Thr Ser Ser Asp Arg
50          55          60
Asp Phe Leu Gly Tyr Leu Phe Leu Asn Gly Ser Ala Thr Trp Arg Thr
65          70          75          80
Gly Thr Gly Glu Leu Thr Leu Pro Arg Leu Pro Asn Leu Arg Ala Pro
85          90          95
Tyr Gln Phe Arg Leu Phe Arg Trp Pro Ala Arg Glu Tyr Ser Tyr His
100         105         110
His Ile Asp His Asp Gly Asn Pro Leu Pro His Gly Arg His Arg Val
115         120         125
Ala Ala Ser Gly Glu Val Ala Phe Asp Ser Pro Ser Arg Pro Asp Gln
130         135         140
Val His Leu Ser Phe Ala Asp Gly Val Asp Glu Met Arg Val Met Phe
145         150         155         160

```

-continued

Val Cys Gly Asp Gly Gly Arg Arg Val Val Arg Tyr Gly Pro Ala Lys
 165 170 175

Glu Glu Gly Glu Gly Trp Lys Glu Val Ala Ala Glu Val Arg Thr Tyr
 180 185 190

Glu Gln Lys His Met Cys Asp Ser Pro Ala Asn Ser Ser Val Gly Trp
 195 200 205

Arg Asp Pro Gly Phe Val Phe Asp Gly Leu Met Lys Gly Leu Glu Pro
 210 215 220

Gly Arg Arg Tyr Phe Tyr Lys Val Gly Ser Asn Ser Ser Gly Trp Ser
 225 230 235 240

Asp Thr Tyr Ser Phe Ile Ser Arg Asp Asn Glu Ala Asn Glu Thr Ile
 245 250 255

Ala Phe Leu Phe Gly Asp Met Gly Thr Tyr Ile Pro Tyr Asn Thr Tyr
 260 265 270

Val Arg Thr Gln Asp Glu Ser Leu Ser Thr Val Lys Trp Ile Leu Arg
 275 280 285

Asp Ile Gln Ala Leu Gly Asp Lys Pro Ala Phe Ile Ser His Ile Gly
 290 295 300

Asp Ile Ser Tyr Ala Arg Gly Tyr Ala Trp Val Trp Asp His Phe Phe
 305 310 315 320

Asn Gln Ile Glu Pro Ile Ala Ala Asn Thr Pro Tyr His Val Cys Ile
 325 330 335

Gly Asn His Glu Tyr Asp Trp Pro Leu Gln Pro Trp Lys Pro Trp Trp
 340 345 350

Ala Thr Gly Ile Tyr Gly Thr Asp Gly Gly Gly Glu Cys Gly Ile Pro
 355 360 365

Tyr Ser Val Lys Phe Arg Met Pro Gly Asn Ser Phe Val Pro Thr Gly
 370 375 380

Asn Gly Ala Pro Asp Thr Arg Asn Leu Tyr Tyr Ser Phe Asp Ser Gly
 385 390 395 400

Val Val His Phe Val Tyr Met Ser Thr Glu Thr Asn Phe Val Gln Gly
 405 410 415

Ser Asp Gln Tyr Asn Phe Ile Lys Ala Asp Leu Glu Lys Val Asn Arg
 420 425 430

Ser Arg Thr Pro Phe Ile Val Phe Gln Gly His Arg Pro Met Tyr Thr
 435 440 445

Ser Ser Asn Glu Ala Arg Asp Phe Ala His Arg Gln Gln Met Leu Gln
 450 455 460

Asn Leu Glu Pro Leu Leu Val Thr Tyr Lys Val Thr Leu Ala Leu Trp
 465 470 475 480

Gly His Val His Arg Tyr Glu Arg Phe Cys Pro Met Lys Asn Phe Gln
 485 490 495

Cys Val Asn Met Ser Ser Ser Phe Val Tyr Pro Gly Ala Pro Val His
 500 505 510

Leu Val Ile Gly Met Gly Gly Gln Asp Tyr Gln Pro Phe Trp Gln Pro
 515 520 525

Arg Lys Asp His Pro Asp Val Pro Val Tyr Pro Gln Pro Glu Arg Ser
 530 535 540

Met Tyr Arg Gly Gly Glu Phe Gly Tyr Thr Lys Leu Val Ala Thr Lys
 545 550 555 560

Glu Lys Leu Thr Leu Thr Tyr Ile Gly Asn His Asp Gly Gln Val His

-continued

	565		570		575
Asp Met Val	Glu Ile Phe Ser Gly Gln Val Ser Asn Asn Asn Gly Val				
	580		585		590
Pro Glu Val	Ile Asp Asp Thr Lys Leu Ser Thr Gly Val Ser Thr Lys				
	595		600		605
Leu Lys Ile	Pro Leu Phe Ser Leu Glu Ile Val Gly Ser Val Met Phe				
	610		615		620
Ala Leu Val	Leu Gly Phe Ser Leu Gly Phe Leu Ile Arg Arg Lys Lys				
	625		630		635
					640
Glu Ala Ala	Gln Trp Thr Pro Val Lys Asn Glu Glu Thr				
	645		650		

<210> SEQ ID NO 36
 <211> LENGTH: 738
 <212> TYPE: DNA
 <213> ORGANISM: Gossypium hirsutum

<400> SEQUENCE: 36

```
gcacgagcgg gaagcagcca atatgacttt ctgaagcatg atctagagtc ggttgatcgg      60
atgaagacc cttttgttgt agttcaaggg catagaccaa tgtacactac aagtttcgaa     120
agtagggacg ccccattgag agagaaaaatg cttgagcatt tggaaccttt atttgtgaaa     180
aacaatgtga accttgcatg atggggccat gttcatcggg acgagaggtt ttgtccattg     240
aagaacttca catgtggaag catggggcag aaggggaagg attgggaggc atttccagtt     300
catgttttga ttgggatggc aggacaagac tggcaaccaa catgggaacc tgcaccagac     360
catccaacga tcccgtctac ccacaacccc aagaggtcct tgtaccgcac aggcgagttt     420
gggtacacta gattaattgc tacaaaagag aaacttacac tatcgttcgt aggaaacctat     480
gacggggagg tgcattgacat ggttgagatt ttggcatctg ggcaagttct caatggtggt     540
gatgataaca atggttaaagt cggagcagtc cataaggttg atgatgtgac acggtactca     600
ttttcacact atgtctgggg tggtagtgtc ttggtgcttg gtggttttgt tggtatggtt     660
ctgggtttcg tttcacatgc taggagacaa attgcaacag aaagaggctg gacttccttg     720
aaaaccgagg agcaatga                                     738
```

<210> SEQ ID NO 37
 <211> LENGTH: 245
 <212> TYPE: PRT
 <213> ORGANISM: Gossypium hirsutum

<400> SEQUENCE: 37

Ala Arg Ala	Gly Ser Ser Gln Tyr Asp Phe Leu Lys His Asp Leu Glu
1	5 10 15
Ser Val Asp	Arg Met Lys Thr Pro Phe Val Val Val Gln Gly His Arg
	20 25 30
Pro Met Tyr	Thr Thr Ser Phe Glu Ser Arg Asp Ala Pro Leu Arg Glu
	35 40 45
Lys Met Leu	Glu His Leu Glu Pro Leu Phe Val Lys Asn Asn Val Asn
	50 55 60
Leu Ala Leu	Trp Gly His Val His Arg Tyr Glu Arg Phe Cys Pro Leu
	65 70 75 80
Lys Asn Phe	Thr Cys Gly Ser Met Gly Gln Lys Gly Lys Asp Trp Glu
	85 90 95

-continued

Ala Phe Pro Val His Val Val Ile Gly Met Ala Gly Gln Asp Trp Gln
 100 105 110

Pro Thr Trp Glu Pro Arg Pro Asp His Pro Thr Ile Pro Ser Thr His
 115 120 125

Asn Pro Lys Arg Ser Leu Tyr Arg Thr Gly Glu Phe Gly Tyr Thr Arg
 130 135 140

Leu Ile Ala Thr Lys Glu Lys Leu Thr Leu Ser Phe Val Gly Asn His
 145 150 155 160

Asp Gly Glu Val His Asp Met Val Glu Ile Leu Ala Ser Gly Gln Val
 165 170 175

Leu Asn Gly Gly Asp Asp Asn Asn Gly Lys Val Gly Ala Val His Lys
 180 185 190

Val Asp Asp Val Thr Arg Tyr Ser Phe Ser His Tyr Val Trp Gly Gly
 195 200 205

Ser Val Leu Val Leu Gly Gly Phe Val Gly Tyr Val Leu Gly Phe Val
 210 215 220

Ser His Ala Arg Arg Gln Ile Ala Thr Glu Arg Gly Trp Thr Ser Leu
 225 230 235 240

Lys Thr Glu Glu Gln
 245

<210> SEQ ID NO 38
 <211> LENGTH: 930
 <212> TYPE: DNA
 <213> ORGANISM: Panicum virgatum

<400> SEQUENCE: 38

```

tggccatcac aaccttgaa accatggtgg gctacatatg gaaaggacgg tgggggtgaa      60
tgtggaatac catacagtgt caagttcaga atgcttgga attcagttct acctactggt      120
aatggtggtc cagacaccag gaatctttat tactcctttg attcaggtgt ggtgcatttc      180
gtgtacatgt caactgaaac taattttctt cagggcagtg accagtacaa cttcttaaaa      240
gcggaacctg agaaggtgaa ccgaactaga acaccattcg ttgtttttca gggccaccgt      300
cccattgaca cctcaagtga tgaaccagg gatgctgctt tgaacagca gatgctccag      360
aatttggaac cactgctggt gacatacaat gtgacccttg cactctgggg acatgtccac      420
aggtatgaga ggttctgccc catgaagaac ttccaatgtg ttaacacttc gtcaagcttc      480
caataacctg ggcacctgt gcatcttgtg atcgggatgg gtggtcaaga ctggcaacct      540
atatggcaac caagcctga tcacctgat gttcccatct ttccgcagcc tgagaggtct      600
atgtaccgtg gtggtgtggt tggatacaca agactttag ctacaagga gaagctaaca      660
ctaactgatg tggggaacca tgatgggcaa gtccatgata tgggtgagat attttctggc      720
caagtatcca gcaacagcag tgttctgag gctgttgatg gtgcaaaact cagcacagga      780
gtcagcaccg tgcgaaaaat gcctcctttg tacttggaat tggaggcag tgtgatgttt      840
gcactactgc tggggtttgg ttttgattt cttgtcagga gaaagaaaga agctgcacaa      900
tgggctccgg taaagaacga ggaatcttaa                                     930
    
```

<210> SEQ ID NO 39
 <211> LENGTH: 309
 <212> TYPE: PRT
 <213> ORGANISM: Panicum virgatum

<400> SEQUENCE: 39

-continued

Trp Pro Ser Gln Pro Trp Lys Pro Trp Trp Ala Thr Tyr Gly Lys Asp
 1 5 10 15
 Gly Gly Gly Glu Cys Gly Ile Pro Tyr Ser Val Lys Phe Arg Met Pro
 20 25 30
 Gly Asn Ser Val Leu Pro Thr Gly Asn Gly Gly Pro Asp Thr Arg Asn
 35 40 45
 Leu Tyr Tyr Ser Phe Asp Ser Gly Val Val His Phe Val Tyr Met Ser
 50 55 60
 Thr Glu Thr Asn Phe Leu Gln Gly Ser Asp Gln Tyr Asn Phe Leu Lys
 65 70 75 80
 Ala Asp Leu Glu Lys Val Asn Arg Thr Arg Thr Pro Phe Val Val Phe
 85 90 95
 Gln Gly His Arg Pro Met Tyr Thr Ser Ser Asp Glu Thr Arg Asp Ala
 100 105 110
 Ala Leu Lys Gln Gln Met Leu Gln Asn Leu Glu Pro Leu Leu Val Thr
 115 120 125
 Tyr Asn Val Thr Leu Ala Leu Trp Gly His Val His Arg Tyr Glu Arg
 130 135 140
 Phe Cys Pro Met Lys Asn Phe Gln Cys Val Asn Thr Ser Ser Ser Phe
 145 150 155 160
 Gln Tyr Pro Gly Ala Pro Val His Leu Val Ile Gly Met Gly Gly Gln
 165 170 175
 Asp Trp Gln Pro Ile Trp Gln Pro Arg Pro Asp His Pro Asp Val Pro
 180 185 190
 Ile Phe Pro Gln Pro Glu Arg Ser Met Tyr Arg Gly Gly Val Phe Gly
 195 200 205
 Tyr Thr Arg Leu Val Ala Thr Arg Glu Lys Leu Thr Leu Thr Tyr Val
 210 215 220
 Gly Asn His Asp Gly Gln Val His Asp Met Val Glu Ile Phe Ser Gly
 225 230 235 240
 Gln Val Ser Ser Asn Ser Ser Val Ala Glu Ala Val Asp Gly Ala Lys
 245 250 255
 Leu Ser Thr Gly Val Ser Thr Val Arg Lys Met Pro Pro Leu Tyr Leu
 260 265 270
 Glu Ile Gly Gly Ser Val Met Phe Ala Leu Leu Leu Gly Phe Gly Phe
 275 280 285
 Gly Phe Leu Val Arg Arg Lys Lys Glu Ala Ala Gln Trp Ala Pro Val
 290 295 300
 Lys Asn Glu Glu Ser
 305

<210> SEQ ID NO 40
 <211> LENGTH: 1179
 <212> TYPE: DNA
 <213> ORGANISM: Solanum lycopersicum

<400> SEQUENCE: 40

gctttctgt ttggagacat ggggactgct acgccatact tgacatttct tegtacacag 60
 gaagaaagta aatcaacgat taagtggata agccgtgata ttgaagetct tgtaataag 120
 cctgccctta tctcacatat tggagatata agctacgcca gaggatactc ttggttgtgg 180
 gacaactttt ttactcaggt ggaacctgtt gcatccagag ttccatacca tgtatgcatc 240

-continued

```

ggaaacatg aatatgattg gccacttcaa ccttgaagc ctgattggtc aagctacggg 300
aaagatgggg gaggtgaatg tgggtgaccc tacagtcata agttccatat gccaggaaac 360
tcttcagtgc cgactggaat gcactgtcct gcaactcgga atctttatta ctcatattgat 420
tctgggcccc ttcactttgt ctatatgtca actgaaacaa atttcctgcc aggtagtaac 480
cagtatgact ttttaaagca tgacttgaa tcagttgatc gagtaaaaac tccttttgtc 540
gtctttcaag ggcacagacc aatgtacagt tcaagtagcg gaacaaaaga tatatctttg 600
aggaagagaa tgggttgagta tttggaacct cttcttgta agaacaatgt gaatcttgta 660
ttgtgggggc atgttcatag gtatgagagg ttttgcctt tgaataactt cacctgtgga 720
agcttgccct tgaacgggaa ggagcaaaaag gctttcctg ttcaaatgt gatcgggatg 780
gcaggacagg actggcagcc tatctgggca ccaagagaag accaccctac ggatcctatt 840
ttcccacagc ctctgcaatc tctgtaccgt gggagtgaat ttggatacat gaggtgcat 900
gccacaaagg aaaagcttac actttcttat gtaggaaacc atgacggaga ggtgcatgat 960
aaggtggagt tcctagcttc aggacaactt ctcaatgctg gtatccgtga tggctctgca 1020
gatacagtac acatggagtc taacttctca tggtatgtaa aggttgaag tgtgctaattg 1080
cttggagctt tgatgggtta catagtggga ttcatatctc atgctcggaa aaattctgct 1140
gataatggtt ggaggcctat aaaaactgag gtaatatga 1179
    
```

```

<210> SEQ ID NO 41
<211> LENGTH: 392
<212> TYPE: PRT
<213> ORGANISM: Solanum lycopersicum
<400> SEQUENCE: 41
    
```

```

Ala Phe Leu Phe Gly Asp Met Gly Thr Ala Thr Pro Tyr Leu Thr Phe
 1           5           10          15
Leu Arg Thr Gln Glu Glu Ser Lys Ser Thr Ile Lys Trp Ile Ser Arg
 20          25          30
Asp Ile Glu Ala Leu Gly Asn Lys Pro Ala Leu Ile Ser His Ile Gly
 35          40          45
Asp Ile Ser Tyr Ala Arg Gly Tyr Ser Trp Leu Trp Asp Asn Phe Phe
 50          55          60
Thr Gln Val Glu Pro Val Ala Ser Arg Val Pro Tyr His Val Cys Ile
 65          70          75          80
Gly Asn His Glu Tyr Asp Trp Pro Leu Gln Pro Trp Lys Pro Asp Trp
 85          90          95
Ser Ser Tyr Gly Lys Asp Gly Gly Gly Glu Cys Gly Val Pro Tyr Ser
100         105         110
His Lys Phe His Met Pro Gly Asn Ser Ser Val Pro Thr Gly Met His
115         120         125
Ala Pro Ala Thr Arg Asn Leu Tyr Tyr Ser Phe Asp Ser Gly Pro Val
130         135         140
His Phe Val Tyr Met Ser Thr Glu Thr Asn Phe Leu Pro Gly Ser Asn
145         150         155         160
Gln Tyr Asp Phe Leu Lys His Asp Leu Glu Ser Val Asp Arg Val Lys
165         170         175
Thr Pro Phe Val Val Phe Gln Gly His Arg Pro Met Tyr Ser Ser Ser
180         185         190
Ser Gly Thr Lys Asp Ile Ser Leu Arg Lys Arg Met Val Glu Tyr Leu
    
```

-continued

195	200	205	
Glu Pro Leu Leu Val Lys Asn Asn Val Asn Leu Val Leu Trp Gly His			
210	215	220	
Val His Arg Tyr Glu Arg Phe Cys Pro Leu Asn Asn Phe Thr Cys Gly			
225	230	235	240
Ser Leu Ala Leu Asn Gly Lys Glu Gln Lys Ala Phe Pro Val Gln Ile			
	245	250	255
Val Ile Gly Met Ala Gly Gln Asp Trp Gln Pro Ile Trp Ala Pro Arg			
	260	265	270
Glu Asp His Pro Thr Asp Pro Ile Phe Pro Gln Pro Leu Gln Ser Leu			
	275	280	285
Tyr Arg Gly Ser Glu Phe Gly Tyr Met Arg Leu His Ala Thr Lys Glu			
	290	295	300
Lys Leu Thr Leu Ser Tyr Val Gly Asn His Asp Gly Glu Val His Asp			
305	310	315	320
Lys Val Glu Phe Leu Ala Ser Gly Gln Leu Leu Asn Ala Gly Ile Arg			
	325	330	335
Asp Gly Pro Ala Asp Thr Val His Met Glu Ser Asn Phe Ser Trp Tyr			
	340	345	350
Val Lys Val Gly Ser Val Leu Met Leu Gly Ala Leu Met Gly Tyr Ile			
	355	360	365
Val Gly Phe Ile Ser His Ala Arg Lys Asn Ser Ala Asp Asn Gly Trp			
	370	375	380
Arg Pro Ile Lys Thr Glu Val Ile			
385	390		

<210> SEQ ID NO 42
 <211> LENGTH: 406
 <212> TYPE: DNA
 <213> ORGANISM: Sorghum bicolor

<400> SEQUENCE: 42

```

accatgacca gaaccatat ggcaaccgag gcccgatcac ccagatgtcc ccatctttcc      60
acagcctgag aggtccatgt accgtggcgg tgagtttga tacacaaggc ttgtagcaac      120
aagggagaag ctaacattaa cctatgtggg gaaccatgat gggcaagtcc atggtatggt      180
ggagatattt tctggcctgg tatccagtaa cagtatgttt gctgtggcag tgcattgacac      240
caaacttggc acagaagtca gcaccgtgcg aaaaatatct ccattgtact tggaaatcgg      300
aggcagtgta ttgtttgac tgctctctgg atttcccttt ggatttetta tcaggagaaa      360
ggaagaagct gcacagtga ctccagtaaa gaacgaggaa tcataa                          406
    
```

<210> SEQ ID NO 43
 <211> LENGTH: 130
 <212> TYPE: PRT
 <213> ORGANISM: Sorghum bicolor

<400> SEQUENCE: 43

```

Pro Ile Trp Gln Pro Arg Pro Asp His Pro Asp Val Pro Ile Phe Pro
1           5           10          15
Gln Pro Glu Arg Ser Met Tyr Arg Gly Gly Glu Phe Gly Tyr Thr Arg
20          25          30
Leu Val Ala Thr Arg Glu Lys Leu Thr Leu Thr Tyr Val Gly Asn His
35          40          45
    
```

-continued

Asp Gly Gln Val His Gly Met Val Glu Ile Phe Ser Gly Leu Val Ser
 50 55 60

Ser Asn Ser Ser Val Ala Val Ala Val His Asp Thr Lys Leu Gly Thr
 65 70 75 80

Glu Val Ser Thr Val Arg Lys Ile Ser Pro Leu Tyr Leu Glu Ile Gly
 85 90 95

Gly Ser Val Leu Phe Ala Leu Leu Leu Gly Phe Ser Phe Gly Phe Leu
 100 105 110

Ile Arg Arg Lys Glu Glu Ala Ala Gln Trp Thr Pro Val Lys Asn Glu
 115 120 125

Glu Ser
 130

<210> SEQ ID NO 44
 <211> LENGTH: 960
 <212> TYPE: DNA
 <213> ORGANISM: Triticum aestivum

<400> SEQUENCE: 44

catgtctgca taggaaatca tgagtatgat tggccttcac aaccttgaa accttcgtgg 60
 tctacatatg gaaaggatgg tggaggtgaa tgcggaatac catacagtgt caagttcagg 120
 atgcctggga attctgttct acctactggc aatggagctc cggacacacg gaatctctat 180
 tactcttttg attcaggtgt tgtgcatttt gtgtacatgt cgactgaaac taatttcggt 240
 cagggcagcg accaacacaa tttcctaaaa gctgacctag agaaggtgaa ccgaagtaga 300
 accccatttg ttgtgtttca gggccaccgg cccatgtata cctcgagcaa cgaagccagg 360
 gattttgcca tgagacagca gatgatccag catcttgaac tgctcttggg gatgtacaat 420
 gtgacccttg cccctgtggg acatgtccat aggtatgaga ggttctgccc catgaagaat 480
 tcacagtgtc tgaacacatc atcaagcttc atataccttg tgccccctgt tcatgttgtg 540
 atcgggatgg cgggacaaga ctggcaaccg atctggcaac caaggcgtga tcatccagat 600
 gttcccatct ttccacagcc tgggatctcc atgtaccgtg gtggtgagtt cgggtacaca 660
 aaactggtag ctaccagga gaagctaacy ctgatgtacy tgggaacca tgacggacaa 720
 gtccatgaca tgggtggagat attctctgga caaacatcta ctgaagctag tgctaccgag 780
 gcggtcaatc aaacaaagct cggctcggga accagcgcca agctgaagat ttccccatta 840
 tacttggaaa ttggaggtag tgtgatgttg gcattgtgctc ttggttttgc cttgggattt 900
 ctctcagga agaagagaga agcggcaciaa tggactccg tgaagaacga ggaatcctaa 960

<210> SEQ ID NO 45
 <211> LENGTH: 319
 <212> TYPE: PRT
 <213> ORGANISM: Triticum aestivum

<400> SEQUENCE: 45

His Val Cys Ile Gly Asn His Glu Tyr Asp Trp Pro Ser Gln Pro Trp
 1 5 10 15

Lys Pro Ser Trp Ser Thr Tyr Gly Lys Asp Gly Gly Gly Glu Cys Gly
 20 25 30

Ile Pro Tyr Ser Val Lys Phe Arg Met Pro Gly Asn Ser Val Leu Pro
 35 40 45

Thr Gly Asn Gly Ala Pro Asp Thr Arg Asn Leu Tyr Tyr Ser Phe Asp
 50 55 60

-continued

Ser Gly Val Val His Phe Val Tyr Met Ser Thr Glu Thr Asn Phe Val
65 70 75 80

Gln Gly Ser Asp Gln His Asn Phe Leu Lys Ala Asp Leu Glu Lys Val
85 90 95

Asn Arg Ser Arg Thr Pro Phe Val Val Phe Gln Gly His Arg Pro Met
100 105 110

Tyr Thr Ser Ser Asn Glu Ala Arg Asp Phe Ala Met Arg Gln Gln Met
115 120 125

Ile Gln His Leu Glu Leu Leu Leu Val Met Tyr Asn Val Thr Leu Ala
130 135 140

Leu Trp Gly His Val His Arg Tyr Glu Arg Phe Cys Pro Met Lys Asn
145 150 155 160

Ser Gln Cys Leu Asn Thr Ser Ser Ser Phe Ile Tyr Pro Gly Ala Pro
165 170 175

Val His Val Val Ile Gly Met Ala Gly Gln Asp Trp Gln Pro Ile Trp
180 185 190

Gln Pro Arg Arg Asp His Pro Asp Val Pro Ile Phe Pro Gln Pro Gly
195 200 205

Ile Ser Met Tyr Arg Gly Gly Glu Phe Gly Tyr Thr Lys Leu Val Ala
210 215 220

Thr Arg Glu Lys Leu Thr Leu Met Tyr Val Gly Asn His Asp Gly Gln
225 230 235 240

Val His Asp Met Val Glu Ile Phe Ser Gly Gln Thr Ser Thr Glu Ala
245 250 255

Ser Ala Thr Glu Ala Val Asn Gln Thr Lys Leu Gly Ser Gly Thr Ser
260 265 270

Ala Lys Leu Lys Ile Ser Pro Leu Tyr Leu Glu Ile Gly Gly Ser Val
275 280 285

Met Leu Ala Leu Leu Leu Gly Phe Ala Leu Gly Phe Leu Leu Arg Lys
290 295 300

Lys Arg Glu Ala Ala Gln Trp Thr Pro Val Lys Asn Glu Glu Ser
305 310 315

<210> SEQ ID NO 46

<211> LENGTH: 1959

<212> TYPE: DNA

<213> ORGANISM: Brassica napus

<400> SEQUENCE: 46

```

atgatcgtcg acttctctac cttcatcctc ttcattctccg tcttcatttc ctcagctaac    60
gccaaagcaa ccttatccat ctcccccaaa actctaagcc gatccggcga ttccatcctc    120
atcaaatggt ccaacgtcga ctctcctcc gatctegact ggctaggcat ctactcccc    180
ccagactctc cccacgacca cttcatcggc taaaaattcc tcaacgtctc ccccacgtgg    240
caatccggct cggcgcgat ctccctcccc ctcaccaacc tccgatcgaa ctacacgttc    300
cgtatcttcc gatggacgca gtccgagatc aatccgaagc acaaggacca cgaccagaat    360
cccttaccgg gaacgaagca ccttctggcg gaatcggagc aggtgggggtt cggatccgcc    420
ggcgtgggga ggccggagca gatccatttg gcgttcgagg ataaggttaa caggatgcgg    480
gtcacgttgc tagctgggga tggggaagaa aggttcgtga ggtacggaga ggggaaggac    540
gcgctggcga actccgcggc ggcgcgcggg attaggtacg agaggagca tatgtgtaat    600

```

-continued

```

gctccgcta attccaccgt gggatggaga gatccccggg ggatttttca taccgttatg 660
aagaatttga acggtggcgt taggtattat tatcaggttg ggagtgattc aaagggatgg 720
agtgagatcc acagctttat cgctcgagat atctactcag aagaaacat agctttcatg 780
ttcggagaca tgggttgcgc tacaccttac aataccttta tccggacgca ggacgagagt 840
atctcaacag ttaagtggat actccgcgac atcgaagctc ttggtgacaa gccagctctt 900
gtttcgaca ttggtgatat aagctacgct cgtggttact cgtgggtgtg ggatgagttc 960
ttegctcaga tcgagcctat tgectcgaga gttccttacc acgtctgcat tggtaaccac 1020
gagtatgact tccctactca gccgtggaaa cctgattggg gaacttacgg taatgacggt 1080
gggggagagt gcggtgtgcc gtatagtctc aagttcaaca tgcctggaaa ctgctcgaa 1140
ccaacgggaa cgaaagctcc tctacaagg aatttgatt actcttacga catggggtcg 1200
gttcatttcc tttacatctc caccgagacg aactttctca aaggaggag gcaatacgag 1260
tttataaagc gagatcttga gtctgtgaac agggagaaaa caccgtttgt tgcctgcaa 1320
ggacacagac cgatgtacac cagcagcaac gagtgagag acgcgatgat taggcaaaag 1380
atggtggagc atttgagcc gctgtttgtg gagaacaacg tgacgcttgc tctgtgggga 1440
catgttcata gatacagag gttttgtccg ataagcaaca acacgtgtgg gaaacagtgg 1500
agaggaagcc cggttcatct tgtgatcgg atgggcggtc aagactggca accgatttgg 1560
cagccgagac cgaaccatcc ggttcttct atattccctc agcctgaaca gtcgatgtac 1620
aggacggggt agtttgggta cactcgtttg gttgcaaca aagagaagct tactgtttcg 1680
tttgtgggta accatgatgg agaagttcat gatagtgttg agatcttagc gtctgggaa 1740
gtaatcagtg ggaggaaaga ggaactatt aagaccgttc ctgtatctgc aacacttgtg 1800
gggaaacctg agtctgatgt cttatggat gttaaaggag caggcttgtt ggttatgggt 1860
gtgcttttag ggttccttat agggtttttt acaaggggga agaaaggatc ttcttcatct 1920
gataaccggt ggatcccagt caagaacgag gagacatga 1959
    
```

```

<210> SEQ ID NO 47
<211> LENGTH: 652
<212> TYPE: PRT
<213> ORGANISM: Brassica napus
    
```

<400> SEQUENCE: 47

```

Met Ile Val Asp Phe Ser Thr Phe Ile Leu Phe Ile Ser Val Phe Ile
1           5           10           15

Ser Ser Ala Asn Ala Lys Ala Thr Leu Ser Ile Ser Pro Lys Thr Leu
                20           25           30

Ser Arg Ser Gly Asp Ser Ile Leu Ile Lys Trp Ser Asn Val Asp Ser
                35           40           45

Pro Ser Asp Leu Asp Trp Leu Gly Ile Tyr Ser Pro Pro Asp Ser Pro
                50           55           60

His Asp His Phe Ile Gly Tyr Lys Phe Leu Asn Val Ser Pro Thr Trp
65           70           75           80

Gln Ser Gly Ser Gly Ala Ile Ser Leu Pro Leu Thr Asn Leu Arg Ser
                85           90           95

Asn Tyr Thr Phe Arg Ile Phe Arg Trp Thr Gln Ser Glu Ile Asn Pro
                100          105          110

Lys His Lys Asp His Asp Gln Asn Pro Leu Pro Gly Thr Lys His Leu
                115          120          125
    
```

-continued

Leu Ala Glu Ser Glu Gln Val Gly Phe Gly Ser Ala Gly Val Gly Arg
 130 135 140
 Pro Glu Gln Ile His Leu Ala Phe Glu Asp Lys Val Asn Arg Met Arg
 145 150 155 160
 Val Thr Phe Val Ala Gly Asp Gly Glu Glu Arg Phe Val Arg Tyr Gly
 165 170 175
 Glu Gly Lys Asp Ala Leu Ala Asn Ser Ala Ala Ala Arg Gly Ile Arg
 180 185 190
 Tyr Glu Arg Glu His Met Cys Asn Ala Pro Ala Asn Ser Thr Val Gly
 195 200 205
 Trp Arg Asp Pro Gly Trp Ile Phe His Thr Val Met Lys Asn Leu Asn
 210 215 220
 Gly Gly Val Arg Tyr Tyr Tyr Gln Val Gly Ser Asp Ser Lys Gly Trp
 225 230 235 240
 Ser Glu Ile His Ser Phe Ile Ala Arg Asp Ile Tyr Ser Glu Glu Thr
 245 250 255
 Ile Ala Phe Met Phe Gly Asp Met Gly Cys Ala Thr Pro Tyr Asn Thr
 260 265 270
 Phe Ile Arg Thr Gln Asp Glu Ser Ile Ser Thr Val Lys Trp Ile Leu
 275 280 285
 Arg Asp Ile Glu Ala Leu Gly Asp Lys Pro Ala Leu Val Ser His Ile
 290 295 300
 Gly Asp Ile Ser Tyr Ala Arg Gly Tyr Ser Trp Val Trp Asp Glu Phe
 305 310 315 320
 Phe Ala Gln Ile Glu Pro Ile Ala Ser Arg Val Pro Tyr His Val Cys
 325 330 335
 Ile Gly Asn His Glu Tyr Asp Phe Pro Thr Gln Pro Trp Lys Pro Asp
 340 345 350
 Trp Gly Thr Tyr Gly Asn Asp Gly Gly Gly Glu Cys Gly Val Pro Tyr
 355 360 365
 Ser Leu Lys Phe Asn Met Pro Gly Asn Ser Ser Glu Pro Thr Gly Thr
 370 375 380
 Lys Ala Pro Pro Thr Arg Asn Leu Tyr Tyr Ser Tyr Asp Met Gly Ser
 385 390 395 400
 Val His Phe Leu Tyr Ile Ser Thr Glu Thr Asn Phe Leu Lys Gly Gly
 405 410 415
 Arg Gln Tyr Glu Phe Ile Lys Arg Asp Leu Glu Ser Val Asn Arg Glu
 420 425 430
 Lys Thr Pro Phe Val Val Val Gln Gly His Arg Pro Met Tyr Thr Thr
 435 440 445
 Ser Asn Glu Val Arg Asp Ala Met Ile Arg Gln Lys Met Val Glu His
 450 455 460
 Leu Glu Pro Leu Phe Val Glu Asn Asn Val Thr Leu Ala Leu Trp Gly
 465 470 475 480
 His Val His Arg Tyr Glu Arg Phe Cys Pro Ile Ser Asn Asn Thr Cys
 485 490 495
 Gly Lys Gln Trp Arg Gly Ser Pro Val His Leu Val Ile Gly Met Gly
 500 505 510
 Gly Gln Asp Trp Gln Pro Ile Trp Gln Pro Arg Pro Asn His Pro Gly
 515 520 525
 Leu Pro Ile Phe Pro Gln Pro Glu Gln Ser Met Tyr Arg Thr Gly Glu

-continued

530	535	540
Phe Gly Tyr Thr Arg Leu Val Ala Asn Lys Glu Lys Leu Thr Val Ser		
545	550	555 560
Phe Val Gly Asn His Asp Gly Glu Val His Asp Ser Val Glu Ile Leu		
	565	570 575
Ala Ser Gly Glu Val Ile Ser Gly Arg Lys Glu Glu Thr Ile Lys Thr		
	580	585 590
Val Pro Val Ser Ala Thr Leu Val Gly Lys Pro Glu Ser Asp Val Leu		
	595	600 605
Trp Tyr Val Lys Gly Ala Gly Leu Leu Val Met Gly Val Leu Leu Gly		
	610	615 620
Phe Leu Ile Gly Phe Phe Thr Arg Gly Lys Lys Gly Ser Ser Ser Ser		
625	630	635 640
Asp Asn Arg Trp Ile Pro Val Lys Asn Glu Glu Thr		
	645	650

<210> SEQ ID NO 48
 <211> LENGTH: 4
 <212> TYPE: PRT
 <213> ORGANISM: Arabidopsis thaliana
 <220> FEATURE:
 <221> NAME/KEY: MISC_FEATURE
 <222> LOCATION: (3)..(4)
 <223> OTHER INFORMATION: Xaa is any amino acid

<400> SEQUENCE: 48

Gly Asp Xaa Gly
1

<210> SEQ ID NO 49
 <211> LENGTH: 5
 <212> TYPE: PRT
 <213> ORGANISM: Artificial Sequence
 <220> FEATURE:
 <223> OTHER INFORMATION: Sequence from plant purple acid phosphatases
 found in plant species such as Arabidopsis thaliana
 <220> FEATURE:
 <221> NAME/KEY: MISC_FEATURE
 <222> LOCATION: (1)..(1)
 <223> OTHER INFORMATION: Xaa is any amino acid
 <220> FEATURE:
 <221> NAME/KEY: MISC_FEATURE
 <222> LOCATION: (3)..(4)
 <223> OTHER INFORMATION: Xaa is any amino acid

<400> SEQUENCE: 49

Xaa Asp Xaa Xaa Tyr
1 5

<210> SEQ ID NO 50
 <211> LENGTH: 4
 <212> TYPE: PRT
 <213> ORGANISM: Arabidopsis thaliana

<400> SEQUENCE: 50

Gly Asn His Asp
1

<210> SEQ ID NO 51
 <211> LENGTH: 4
 <212> TYPE: PRT
 <213> ORGANISM: Arabidopsis thaliana

-continued

<400> SEQUENCE: 51

Gly Asn His Glu
1

<210> SEQ ID NO 52
<211> LENGTH: 4
<212> TYPE: PRT
<213> ORGANISM: Artificial Sequence
<220> FEATURE:
<223> OTHER INFORMATION: Sequence from plant purple acid phosphatases
found in plant species such as Arabidopsis thaliana
<220> FEATURE:
<221> NAME/KEY: MISC_FEATURE
<222> LOCATION: (1)..(1)
<223> OTHER INFORMATION: Xaa is Leu, Ile, Val, Phe, or Met
<220> FEATURE:
<221> NAME/KEY: MISC_FEATURE
<222> LOCATION: (2)..(2)
<223> OTHER INFORMATION: Xaa is any amino acid

<400> SEQUENCE: 52

Xaa Xaa Gly His
1

<210> SEQ ID NO 53
<211> LENGTH: 4
<212> TYPE: PRT
<213> ORGANISM: Artificial Sequence
<220> FEATURE:
<223> OTHER INFORMATION: Sequence from plant purple acid phosphatases
found in plant species such as Arabidopsis thaliana
<220> FEATURE:
<221> NAME/KEY: MISC_FEATURE
<222> LOCATION: (1)..(1)
<223> OTHER INFORMATION: Xaa is any amino acid
<220> FEATURE:
<221> NAME/KEY: MISC_FEATURE
<222> LOCATION: (3)..(3)
<223> OTHER INFORMATION: Xaa is any amino acid

<400> SEQUENCE: 53

Xaa His Xaa His
1

<210> SEQ ID NO 54
<211> LENGTH: 12
<212> TYPE: PRT
<213> ORGANISM: Arabidopsis thaliana
<220> FEATURE:
<221> NAME/KEY: MISC_FEATURE
<222> LOCATION: (12)..(12)
<223> OTHER INFORMATION: Xaa is Phe or Trp

<400> SEQUENCE: 54

Tyr His Val Cys Ile Gly Asn His Glu Tyr Asp Xaa
1 5 10

<210> SEQ ID NO 55
<211> LENGTH: 12
<212> TYPE: PRT
<213> ORGANISM: Artificial Sequence
<220> FEATURE:
<223> OTHER INFORMATION: Sequence from plant purple acid phosphatases
found in plant species such as Arabidopsis thaliana
<220> FEATURE:
<221> NAME/KEY: MISC_FEATURE
<222> LOCATION: (12)..(12)
<223> OTHER INFORMATION: Xaa is Phe or Trp

-continued

<400> SEQUENCE: 55

Tyr His Val Cys Ile Gly Asn His Glu Tyr Asn Xaa
1 5 10

<210> SEQ ID NO 56

<211> LENGTH: 13

<212> TYPE: PRT

<213> ORGANISM: Arabidopsis thaliana

<400> SEQUENCE: 56

His Ile Gly Asp Ile Ser Tyr Ala Arg Gly Tyr Ser Trp
1 5 10

<210> SEQ ID NO 57

<211> LENGTH: 18

<212> TYPE: PRT

<213> ORGANISM: Arabidopsis thaliana

<400> SEQUENCE: 57

Lys Glu Lys Leu Thr Val Ser Phe Val Gly Asn His Asp Gly Glu Val
1 5 10 15

His Asp

<210> SEQ ID NO 58

<211> LENGTH: 18

<212> TYPE: PRT

<213> ORGANISM: Artificial Sequence

<220> FEATURE:

<223> OTHER INFORMATION: Sequence derived from plant purple acid
phosphatases found in plant species such as Arabidopsis thaliana

<400> SEQUENCE: 58

Lys Glu Arg Leu Thr Leu Ser Tyr Val Gly Asn His Asp Gly Glu Val
1 5 10 15

His Asp

<210> SEQ ID NO 59

<211> LENGTH: 18

<212> TYPE: PRT

<213> ORGANISM: Zea mays

<400> SEQUENCE: 59

Arg Glu Lys Leu Thr Leu Thr Tyr Val Gly Asn His Asp Gly Gln Val
1 5 10 15

His Asp

<210> SEQ ID NO 60

<211> LENGTH: 18

<212> TYPE: PRT

<213> ORGANISM: Artificial Sequence

<220> FEATURE:

<223> OTHER INFORMATION: Sequence derived from plant purple acid
phosphatases found in plant species such as Arabidopsis thaliana

<400> SEQUENCE: 60

Lys Glu Lys Leu Thr Leu Thr Tyr Ile Gly Asn His Asp Gly Gln Val
1 5 10 15

His Asp

<210> SEQ ID NO 61

<211> LENGTH: 10

-continued

<212> TYPE: PRT
<213> ORGANISM: Arabidopsis thaliana
<220> FEATURE:
<221> NAME/KEY: MISC_FEATURE
<222> LOCATION: (8)..(9)
<223> OTHER INFORMATION: Xaa is any amino acid

<400> SEQUENCE: 61

Phe Val Gly Asn His Asp Gly Xaa Xaa His
1 5 10

<210> SEQ ID NO 62
<211> LENGTH: 10
<212> TYPE: PRT
<213> ORGANISM: Artificial Sequence
<220> FEATURE:
<223> OTHER INFORMATION: Sequence derived from plant purple acid
phosphatases found in plant species such as Arabidopsis thaliana
<220> FEATURE:
<221> NAME/KEY: MISC_FEATURE
<222> LOCATION: (8)..(9)
<223> OTHER INFORMATION: Xaa is any amino acid

<400> SEQUENCE: 62

Phe Ile Gly Asn His Asp Gly Xaa Xaa His
1 5 10

<210> SEQ ID NO 63
<211> LENGTH: 10
<212> TYPE: PRT
<213> ORGANISM: Zea mays
<220> FEATURE:
<221> NAME/KEY: MISC_FEATURE
<222> LOCATION: (8)..(9)
<223> OTHER INFORMATION: Xaa is any amino acid

<400> SEQUENCE: 63

Tyr Val Gly Asn His Asp Gly Xaa Xaa His
1 5 10

<210> SEQ ID NO 64
<211> LENGTH: 10
<212> TYPE: PRT
<213> ORGANISM: Artificial Sequence
<220> FEATURE:
<223> OTHER INFORMATION: Sequence derived from plant purple acid
phosphatases found in plant species such as Arabidopsis thaliana
<220> FEATURE:
<221> NAME/KEY: MISC_FEATURE
<222> LOCATION: (8)..(9)
<223> OTHER INFORMATION: Xaa is any amino acid

<400> SEQUENCE: 64

Tyr Ile Gly Asn His Asp Gly Xaa Xaa His
1 5 10

<210> SEQ ID NO 65
<211> LENGTH: 23
<212> TYPE: PRT
<213> ORGANISM: Arabidopsis thaliana

<400> SEQUENCE: 65

Leu Trp Tyr Ala Lys Gly Ala Gly Leu Met Val Val Gly Val Leu Leu
1 5 10 15

Gly Phe Ile Ile Gly Phe Phe
20

-continued

```

<210> SEQ ID NO 66
<211> LENGTH: 12
<212> TYPE: PRT
<213> ORGANISM: Artificial Sequence
<220> FEATURE:
<223> OTHER INFORMATION: Sequence derived from plant purple acid
phosphatases found in plant species such as Arabidopsis thaliana
<220> FEATURE:
<221> NAME/KEY: MISC_FEATURE
<222> LOCATION: (1)..(2)
<223> OTHER INFORMATION: Xaa is Leu, M, or V
<220> FEATURE:
<221> NAME/KEY: MISC_FEATURE
<222> LOCATION: (3)..(3)
<223> OTHER INFORMATION: Xaa is Leu, Ile, Val, Phe, or Met
<220> FEATURE:
<221> NAME/KEY: MISC_FEATURE
<222> LOCATION: (4)..(4)
<223> OTHER INFORMATION: Xaa is Gly or Ala
<220> FEATURE:
<221> NAME/KEY: MISC_FEATURE
<222> LOCATION: (5)..(5)
<223> OTHER INFORMATION: Xaa is Val, Ala, or Leu
<220> FEATURE:
<221> NAME/KEY: MISC_FEATURE
<222> LOCATION: (6)..(7)
<223> OTHER INFORMATION: Xaa is Leu, Ile, Val, Phe, or Met
<220> FEATURE:
<221> NAME/KEY: MISC_FEATURE
<222> LOCATION: (9)..(9)
<223> OTHER INFORMATION: Xaa is Phe or Tyr
<220> FEATURE:
<221> NAME/KEY: MISC_FEATURE
<222> LOCATION: (10)..(10)
<223> OTHER INFORMATION: Xaa is any amino acid residue
<220> FEATURE:
<221> NAME/KEY: MISC_FEATURE
<222> LOCATION: (11)..(11)
<223> OTHER INFORMATION: Xaa is Leu, Ile, Val, Phe, or Met

```

```

<400> SEQUENCE: 66

```

```

Xaa Xaa Xaa Xaa Xaa Xaa Xaa Gly Xaa Xaa Xaa Gly
1           5           10

```

```

<210> SEQ ID NO 67
<211> LENGTH: 529
<212> TYPE: PRT
<213> ORGANISM: Arabidopsis thaliana

```

```

<400> SEQUENCE: 67

```

```

Met Thr Phe Leu Leu Leu Leu Leu Phe Cys Phe Leu Ser Pro Ala Ile
1           5           10           15

```

```

Ser Ser Ala His Ser Ile Pro Ser Thr Leu Asp Gly Pro Phe Val Pro
20           25           30

```

```

Val Thr Val Pro Leu Asp Thr Ser Leu Arg Gly Gln Ala Ile Asp Leu
35           40           45

```

```

Pro Asp Thr Asp Pro Arg Val Arg Arg Arg Val Ile Gly Phe Glu Pro
50           55           60

```

```

Glu Gln Ile Ser Leu Ser Leu Ser Ser Asp His Asp Ser Ile Trp Val
65           70           75           80

```

```

Ser Trp Ile Thr Gly Glu Phe Gln Ile Gly Lys Lys Val Lys Pro Leu
85           90           95

```

```

Asp Pro Thr Ser Ile Asn Ser Val Val Gln Phe Gly Thr Leu Arg His
100          105          110

```

```

Ser Leu Ser His Glu Ala Lys Gly His Ser Leu Val Tyr Ser Gln Leu
115          120          125

```

-continued

Tyr Pro Phe Asp Gly Leu Leu Asn Tyr Thr Ser Gly Ile Ile His His
 130 135 140

Val Arg Ile Thr Gly Leu Lys Pro Ser Thr Ile Tyr Tyr Tyr Arg Cys
 145 150 155 160

Gly Asp Pro Ser Arg Arg Ala Met Ser Lys Ile His His Phe Arg Thr
 165 170 175

Met Pro Val Ser Ser Pro Ser Ser Tyr Pro Gly Arg Ile Ala Val Val
 180 185 190

Gly Asp Leu Gly Leu Thr Tyr Asn Thr Thr Asp Thr Ile Ser His Leu
 195 200 205

Ile His Asn Ser Pro Asp Leu Ile Leu Leu Ile Gly Asp Val Ser Tyr
 210 215 220

Ala Asn Leu Tyr Leu Thr Asn Gly Thr Ser Ser Asp Cys Tyr Ser Cys
 225 230 235 240

Ser Phe Pro Glu Thr Pro Ile His Glu Thr Tyr Gln Pro Arg Trp Asp
 245 250 255

Tyr Trp Gly Arg Phe Met Glu Asn Leu Thr Ser Lys Val Pro Leu Met
 260 265 270

Val Ile Glu Gly Asn His Glu Ile Glu Leu Gln Ala Glu Asn Lys Thr
 275 280 285

Phe Glu Ala Tyr Ser Ser Arg Phe Ala Phe Pro Phe Asn Glu Ser Gly
 290 295 300

Ser Ser Ser Thr Leu Tyr Tyr Ser Phe Asn Ala Gly Gly Ile His Phe
 305 310 315 320

Val Met Leu Gly Ala Tyr Ile Ala Tyr Asp Lys Ser Ala Glu Gln Tyr
 325 330 335

Glu Trp Leu Lys Lys Asp Leu Ala Lys Val Asp Arg Ser Val Thr Pro
 340 345 350

Trp Leu Val Ala Ser Trp His Pro Pro Trp Tyr Ser Ser Tyr Thr Ala
 355 360 365

His Tyr Arg Glu Ala Glu Cys Met Lys Glu Ala Met Glu Glu Leu Leu
 370 375 380

Tyr Ser Tyr Gly Thr Asp Ile Val Phe Asn Gly His Val His Ala Tyr
 385 390 395 400

Glu Arg Ser Asn Arg Val Tyr Asn Tyr Glu Leu Asp Pro Cys Gly Pro
 405 410 415

Val Tyr Ile Val Ile Gly Asp Gly Gly Asn Arg Glu Lys Met Ala Ile
 420 425 430

Glu His Ala Asp Asp Pro Gly Lys Cys Pro Glu Pro Leu Thr Thr Pro
 435 440 445

Asp Pro Val Met Gly Gly Phe Cys Ala Trp Asn Phe Thr Pro Ser Asp
 450 455 460

Lys Phe Cys Trp Asp Arg Gln Pro Asp Tyr Ser Ala Leu Arg Glu Ser
 465 470 475 480

Ser Phe Gly His Gly Ile Leu Glu Met Lys Asn Glu Thr Trp Ala Leu
 485 490 495

-continued

Trp	Thr	Trp	Tyr	Arg	Asn	Gln	Asp	Ser	Ser	Ser	Glu	Val	Gly	Asp	Gln
			500					505					510		
Ile	Tyr	Ile	Val	Arg	Gln	Pro	Asp	Arg	Cys	Pro	Leu	His	His	Arg	Leu
		515					520					525			
Val															

What is claimed is:

1. A method to make a transgenic plant having increased rate of plant growth and elevate plant yields comprising:

introducing a gene coding for a phosphatase into a plant, the phosphatase gene encodes for a polypeptide comprising a C-terminal motif having the sequence of SEQ ID NO: 66 or a homologue thereof, and one or more sequences selected from the group consisting of SEQ ID NOS: 48-53.

2. The method of claim 1, wherein the phosphatase gene is a purple acid phosphatase gene comprising a nucleotide sequence encoding a polypeptide comprising an amino acid sequence of one or more selected from SEQ ID NOS: 2, 6, 8, 19, 21, 23, 25, 27, 29, 31, 33, 35, and 47, and homologues thereof.

3. The method of claim 1, wherein the phosphatase gene is a purple acid phosphatase gene comprising a nucleotide sequence selected from SEQ ID NOS: 1, 5, 7, 18, 20, 22, 24, 26, 28, 30, 32, 34, and 46 and homologues thereof.

4. The method of claim 2, wherein said nucleotide sequence comprises one or more selected from the group consisting of SEQ ID NOS 1, 5, 7, 18, 20, 22, 24, 26, 28, 30, 32, 34, and 46 and homologues thereof.

5. The method of claim 2, wherein said nucleotide sequence comprises a nucleotide sequence encoding a polypeptide comprising an amino acid sequence selected from the group consisting of SEQ ID NO: 2 and conservatively substituted variants thereof.

6. The method of claim 2, wherein said nucleotide sequence comprises a nucleotide sequence encoding a polypeptide comprising an amino acid sequence selected from the group consisting of SEQ ID NOS: 54 and 55 and conservatively substituted variants thereof.

7. The method of claim 6, wherein said nucleotide sequence comprises a nucleotide sequence encoding a polypeptide comprising an amino acid sequence selected from the group consisting of SEQ ID NOS: 50 and 51.

8. The method of claim 2, wherein said nucleotide sequence comprises a nucleotide sequence encoding a polypeptide comprising an amino acid sequence selected from the group consisting of SEQ ID NOS: 57-60 and conservatively substituted variants thereof.

9. The method of claim 8, wherein said nucleotide sequence comprises a nucleotide sequence encoding a polypeptide comprising an amino acid sequence selected from the group consisting of SEQ ID NOS: 50 and 51.

10. The method of claim 2, wherein said nucleotide sequence comprises a nucleotide sequence encoding a polypeptide comprising an amino acid sequence selected from the group consisting of SEQ ID NOS: 61-64.

11. The method of claim 1, wherein introducing the phosphatase gene up-regulates the enzymatic activity of sucrose phosphate synthase in the transgenic plant relative to the wild-type plant.

12. The method of claim 1, wherein introducing the phosphatase gene up-regulates the sucrose and/or glucose level in the transgenic plant relative to the wild-type plant.

13. The method of claim 1, wherein introducing the phosphatase gene increases the growth rate of the transgenic plant relative to the wild-type plants.

14. The method of claim 1, wherein introducing the phosphatase gene results in a higher crop yield of the transgenic plant relative to the wild-type plants.

15. The method of claim 1, wherein the plant is a species selected from one of the group consisting of the following genera: *Asparagus*, *Bromus*, *Hemerocalli*, *Hordeum*, *Lolium*, *Panicum*, *Pennisetum*, *Saccharum*, *Sorghum*, *Trigonell*, *Triticum*, *Zea*, *Antirrhinum*, *Arabidopsis*, *Arachis*, *Atropa*, *Brassica*, *Browallia*, *Capsicum*, *Carthamus*, *Cichorium*, *Citrus*, *Chrysanthemum*, *Cucumis*, *Datura*, *Daucus*, *Digitalis*, *Fragaria*, *Geranium*, *Glycine*, *Helianthus*, *Hyscaymus*, *Ipomoea*, *Latua*, *Linum*, *Lotus*, *Solanum lycopersicon*, *Majovana*, *Malva*, *Gossypium*, *Manihot*, *Medicago*, *Nemesia*, *Nicotiana*, *Onobrychis*, *Pelargonium*, *Petunia*, *Ranunculus*, *Raphanus*, *Salpiglossis*, *Senecio*, *Sinapis*, *Solanum*, *Trifolium*, *Vigna*, and *Vitis*.

16. The method of claim 1, wherein the plant is a species selected from the family *Brassica*.

17. A transformed plant, comprising:

a plant comprising at least one additional gene coding for a phosphatase relative to a corresponding wild-type plant, the phosphatase gene encodes for a polypeptide comprising a C-terminal motif having the sequence of SEQ ID NO: 66 or a homologue thereof, and one or more sequences selected from the group consisting of SEQ ID NOS: 48-53.

18. The transformed plant of claim 17, wherein the phosphatase gene is a purple acid phosphatase gene comprising a nucleotide sequence encoding a polypeptide comprising an amino acid sequence of one or more selected from SEQ ID NOS: 2, 6, 8, 19, 21, 23, 25, 27, 29, 31, 33, 35, and 47, and homologues thereof.

19. The transgenic plant of claim 17, wherein the phosphatase gene is a purple acid phosphatase gene comprising a nucleotide sequence selected from SEQ ID NOS: 1, 5, 7, 18, 20, 22, 24, 26, 28, 30, 32, 34, and 46 and homologues thereof.

20. The transgenic plant of claim 17, wherein the phosphatase gene is a purple acid phosphatase gene comprising a nucleotide sequence selected from SEQ ID NO: 1 or a homologue thereof.

21. The transformed plant of claim 17, wherein the phosphatase gene is a purple acid phosphatase gene comprising a nucleotide sequence encoding a polypeptide comprising an amino acid sequence of one or more selected from SEQ ID NOS: 2 or a homologue thereof.

22. The transformed plant of claim 17, wherein said plant is of a monocotyledonous species.

23. The transformed plant of claim **17**, wherein said plant is of a dicotyledonous species.

24. The transformed plant of claim **17**, wherein the plant is a species selected from one of the group consisting of the following genera: *Asparagus*, *Bromus*, *Hemerocalli*, *Hordeum*, *Lolium*, *Panicum*, *Pennisetum*, *Saccharum*, *Sorghum*, *Trigonell*, *Triticum*, *Zea*, *Antirrhinum*, *Arabidopsis*, *Arachis*, *Atropa*, *Brassica*, *Browallia*, *Capsicum*, *Carthamus*, *Cichorium*, *Citrus*, *Chrysanthemum*, *Cucumis*, *Datura*, *Daucus*, *Digitalis*, *Fragaria*, *Geranium*, *Glycine*, *Helianthus*, *Hyscymus*, *Ipomoea*, *Latuca*, *Linum*, *Lotus*, *Solanum lycopersicon*, *Majorana*, *Malva*, *Gossypium*, *Manihot*, *Medicago*, *Nemisia*, *Nicotiana*, *Onobrychis*, *Pelargonium*, *Petunia*, *Ranunculus*, *Raphanus*, *Salpiglossis*, *Senecio*, *Sinapis*, *Solanum*, *Trifolium*, *Vigna*, and *Vitis*.

25. The transformed plant of claim **17**, wherein the plant is a species selected from the family *Brassica*.

26. A vector comprising a plasmid comprising a phosphatase gene comprising a nucleic acid sequence selected from the group consisting of SEQ ID NOS: 1, 5, 7, 18, 20, 22, 24, 26, 28, 30, 32, 34, and 46 and homologues thereof, wherein the plasmid is capable of transforming a bacterial cell.

27. The vector of claim **26**, wherein the bacterial cell is *Agrobacterium tumefaciens*.

28. The vector of claim **26**, wherein said phosphatase gene encodes an amino acid sequence comprising one or more selected from the group consisting of SEQ ID NOS: 2, 6, 8, 19, 21, 23, 25, 27, 29, 31, 33, 35, and 47 and homologues thereof, except that all or an N-terminal portion of amino acid residues 1 to 50 of these amino acid sequences are replaced by a plant signal peptide such that said polypeptide is sorted to various organelles or compartments of plant cells upon expression of the phosphatase gene in a transformed host plant cell.

29. The vector of claim **26**, wherein the phosphatase gene comprises a nucleic acid sequence selected from SEQ ID NO: 1 or a homologue thereof.

30. A host cell comprising the vector of claim **26**.

31. The host cell of claim **30**, wherein the phosphatase gene comprising the vector is operably linked to a heterologous promoter.

32. The host cell of claim **31**, wherein the heterologous promoter is a plant promoter.

33. The host cell of claim **31**, wherein the heterologous promoter is a promoter derived from cauliflower mosaic virus.

34. The host cell of claim **30**, wherein the host cell is a plant species.

35. A method for preparing a cell or progeny thereof capable of expressing a purple acid phosphatase in a host cell, comprising:

transforming a bacterial cell with the vector of claim **26** and transforming the host cell by transfer of DNA from the bacterial cell to the host cell.

36. The method of claim **35**, wherein the bacterial cell is *Agrobacterium tumefaciens* and the host cell is a plant cell.

37. The method of claim **36**, wherein the host cell is from the family *Brassica*.

38. An expression cassette comprising a phosphatase gene comprising a nucleotide sequence encoding an enzyme having phosphatase activity, wherein said nucleotide sequence hybridizes to a nucleotide sequences selected from the group consisting of SEQ ID NOS: 1, 5, 7, 18, 20, 22, 24, 26, 28, 30, 32, 34, and 46, under stringent condition and is operably linked to regulatory nucleotide sequences such that said regulatory nucleotide sequences cause expression of the nucleotide sequence in plant cells.

39. The expression cassette of claim **38**, wherein said nucleotide sequence hybridizes to the nucleotide sequence of SEQ ID NO: 1.

40. The Expression cassette of claim **38**, wherein said regulator nucleotide sequence is a cauliflower mosaic virus promoter.

41. A method of feeding animals, comprising:

providing a feed comprising matter derived from the transformed plant of claim **17** to an animal for consumption by the animal.

* * * * *